

CITY OF BRYAN
The Good Life, Texas Style.™

2023
CAPER
**CONSOLIDATED ANNUAL PERFORMANCE
AND EVALUATION REPORT**

for Community Development Block Grant and HOME Investment Partnerships Program



1803 Greenfield Plaza, Bryan, TX 77802 | Phone: (979) 209-5175 | bryantx.gov/community-development

TABLE OF CONTENTS

2023 CAPER

CR-05 Goals And Outcome.....1 – 4
CR-10 Racial and Ethnic Composition of Families Assisted..... 5 - 6
CR-15 Resources and Investments7 - 13
CR-20 Affordable Housing14 - 16
CR-25 Homeless And Other Special Needs17 - 21
CR-30 Public Housing.....22 - 23
CR-35 Other Actions24 - 36
CR-40 Monitoring..... 37
CR-45 CDBG..... 38
CR-50 / 58 HOME39 - 42

ATTACHMENTS

ATTACHMENT – 1.....42- 141

IDIS Reports (PR03, PR10, PR22, PR23, PR25, PR26, PR27, PR83, and PR84)

ATTACHMENT – 2..... 142 - 153

Financial and Performance Reports (HOME and CDBG Loans, PR26 and PR26-CV, HOME Match Report, PR33, Performance Measures, Mission Statements, Strategic Initiatives, PY2023 Accomplishments, PY2023 Goals and Objectives)

ATTACHMENT – 3..... 154 - 159

Project and Demographic Maps (Low-Moderate Income Area Map, Hispanic Concentration Map; Black Concentration Map; Administration and Public Services Agency Map; Minor Repair Project Map; Housing Reconstruction, CHDO Development, Down-Payment, Demolition Assistance Project, Down-payment Assistance Project Map; and Economic Development Assistance Map)

ATTACHMENT – 4..... 160 - 162

Addressing Homelessness / CoC and PIT Data (2024 PIT Count Demographics and Data; CDBG funding to Address Homelessness; CoC Discharge Coordination; and HIC Bed Count Inventory)

ATTACHMENT – 5..... 163 - 170

Monitoring, Affidavits, Notices (Program Monitoring and Compliance Standards and Procedures, 2023 CAPER Public Notices, Affidavits of Publication for 2023 CAPER Public Notices)

CR-05 - Goals and Outcomes

Progress the jurisdiction has made in carrying out its strategic plan and its action plan. 91.520(a)

This could be an overview that includes major initiatives and highlights that were proposed and executed throughout the program year.

As both an Entitlement City for CDBG funds, and a Participating Jurisdiction for HOME grant funds, the City of Bryan receives allocations of these federal grant funds to serve both housing, and non-housing needs of Bryan citizens. In PY2023 (the fourth program year of the City’s 2020-2024 5-year Consolidated Plan), the City of Bryan received \$910,061 in CDBG funds and \$443,351 of HOME grant funding. Approximately \$514,045 of other federal, state/local, and private funds were leveraged in delivery of non-housing, public service agency program efforts and another \$117,981.48 of non-grant funding was leveraged in housing program efforts.

The 2023 AAP also allocated funds to four public service agency efforts: Big Brothers, Big Sisters STEM Education Program (\$39,734); Brazos Maternal and Child Health Clinic Women’s Health Program (\$40,000); Family Promise Case Management Program (\$40,000); and; Unlimited Potential, Inc. (\$15,000).

Other agencies, governmental entities, and business organizations also made funds and planning priorities available to meet the needs of the community (See Section CR-15, Table 3). During development of Bryan's 2023 Annual Action Plan (AAP), the city's Consolidated Plan (CP) and its Strategic Plan, Needs Assessment, and Market Analysis were consulted. During Development of its CP, the City assessed economic, housing, homelessness, public service, public facility, infrastructure, broadband, and hazard mitigation needs, leading to a prioritization and development of goals and objectives. (See Attachments 1 and 2 for detailed financial, demographic, and expenditure data).

Comparison of the proposed versus actual outcomes for each outcome measure submitted with the consolidated plan and explain, if applicable, why progress was not made toward meeting goals and objectives. 91.520(g) Categories, priority levels, funding sources and amounts, outcomes/objectives, goal outcome indicators, units of measure, targets, actual outcomes/outputs, and percentage completed for each of the grantee’s program year goals.

Goal	Category	Source / Amount	Indicator	Unit of Measure	Expected – Strategic Plan	Actual – Strategic Plan	Percent Complete	Expected – Program Year	Actual – Program Year	Percent Complete
Acquisition Existing Units, Homebuyer Down payment	Affordable Housing		Homeowner Housing Added	Household Housing Unit	3	3	100.00%			

Acquisition Existing Units, Homebuyer Down payment	Affordable Housing	HOME: \$45,000	Direct Financial Assistance to Homebuyers	Households Assisted	50	9	18.00%	3	0	0.00%
Code Enforcement, Slum and Blight	Non-Housing Community Development	CDBG: \$51,540	Housing Code Enforcement/Foreclosed Property Care	Household Housing Unit				3	2	66.67%
Code Enforcement, Slum and Blight	Non-Housing Community Development		Other	Other	1	39	3,900.00%			
Homelessness Services, Prevention, Outreach, CoC	Homeless	CDBG: \$40,000	Homelessness Prevention	Persons Assisted				155	123	79.35%
Economic Development, Business Support	Non-Housing Community Development		Other	Other	1	25	2,500.00%			
Economic Development, Job Creation, Retention	Non-Housing Community Development		Other	Other	10	240	2,400.00%			
Homelessness Housing, Emergency and Transitional	Homeless		Other	Other	5	0	0.00%			
Homelessness Services, Prevention, Outreach, CoC	Homeless		Other	Other	5	1	20.00%			
Production of Affordable Units, Homebuyer	Affordable Housing		Other	Other	3	3	100.00%			
Production of Affordable Units, Rental Housing	Affordable Housing	HOME: \$66,503	Rental units constructed	Household Housing Unit	2	2	100.00%	1	0	0.00%
Program Administration, Grant Compliance	Program Administration, Grant Compliance	CDBG: \$182,012 / HOME: \$44,335	Other	Other	5	3	60.00%	1	1	100.00%
Public Facilities, Municipal or Non-profit	Non-Housing Community Development		Other	Other	1	0	0.00%			
Public Infrastructure, Sidewalk, Street, Utility	Non-Housing Community Development		Other	Other	1	0	0.00%			

Public Services, Healthcare	Non-Housing Community Development	CDBG: \$40,000	Public service activities other than Low/Moderate Income Housing Benefit	Persons Assisted				425	322	75.76%
Public Services, Other	Non-Housing Community Development		Public service activities other than Low/Moderate Income Housing Benefit	Persons Assisted	685	500	72.99%			
Public Services, Other	Non-Housing Community Development	CDBG: \$1,775	Other	Other	5	14	280.00%	1	1	100.00%
Public Services, Seniors or Special Needs	Non-Housing Community Development		Other	Other	5	0	0.00%			
Public Services, Youth and Families	Non-Housing Community Development	CDBG: \$54,734	Public service activities other than Low/Moderate Income Housing Benefit	Persons Assisted	500	483	96.60%	105	55	52.38%
Public Services, Youth and Families	Non-Housing Community Development		Other	Other	5	14	280.00%			
Rehabilitation of Existing Owner-occupied Units	Affordable Housing	CDBG: \$540,000 / HOME: \$287,513	Homeowner Housing Rehabilitated	Household Housing Unit	115	173	150.43%	33	35	106.00%
Rehabilitation of Existing Owner-occupied Units	Affordable Housing		Public service activities other than Low/Moderate Income Housing Benefit	Persons Assisted			0.00%			
Rehabilitation of Existing Units, Rental Housing	Affordable Housing		Rental units rehabilitated	Household Housing Unit	2	0	0.00%			
Rental Assistance, TBRA or Deposit Assistance	Affordable Housing		Tenant-based rental assistance / Rapid Rehousing	Households Assisted	10	5	50.00%			
Urgent Need, Disaster, Pandemic, Emergency	Non-Housing Community Development		Other	Other	1	2	200.00%			

Table 1 - Accomplishments – Program Year & Strategic Plan to Date

Assess how the jurisdiction’s use of funds, particularly CDBG, addresses the priorities and specific objectives identified in the plan, giving special attention to the highest priority activities identified.

Utilizing CDBG and HOME funds and program income, the City was able to accomplish specific 2023 Annual Action Plan (AAP) goals and objectives. The City planned 5 rehabilitation/reconstruction projects for housing assistance and substantially completed 1 using HOME funds, though the project was not closed until PY2024. With a goal of 30 Minor Repair projects, 35 projects were completed. The City’s 2023 AAP projected 3 Down-payment Assistance projects and none were completed. Demolition of 2 dilapidated residential structures were also funded with CDBG funds.

Regarding Public Service Agency (PSA) projects, the City fell short of planned goals of providing services to 685 clients due to significant staff changes in one of the funded agencies (Unlimited Potential). Instead, the City only realized 73% of expectations – see above Table 1 - Accomplishments - Program Year & Strategic Plan to Date. Specifically, the City served 500 PSA clients using CDBG funds. The City achieved the following through these CDBG funded agencies: Unlimited Potential, Inc., Assistance to Foster Care Youth (goal of 75 - 22 served); Big Brothers, Big Sisters STEM Education Program (goal of 30 - 33 served); Brazos Maternal and Child Health Clinic Women’s Health Program (goal of 425 - 322 served); and Family Promise Case Management Program (goal of 155 – 123 served).

Efforts to bridge the digital-divide by ensuring that options are available to make broadband services available and affordable were made through agreements and/or consultation between the City, Brazos County, the regional Brazos Valley of Council of Governments (BVCOG), the State of Texas Department of Transportation (right-of-ways), and broadband service providers. Similarly, flood and hazard mitigation were ensured through similar consultation between the City, Brazos County, BVCOG, FEMA, and the State of Texas. See further discussion of efforts to address broadband needs and natural hazard mitigation in “Section CR-32 Other Actions”.

For detailed information, see Attachments 2 and 3 for CDBG and HOME IDIS reports and narrative program accomplishments.

CR-10 - Racial and Ethnic composition of families assisted

Describe the families assisted (including the racial and ethnic status of families assisted).

91.520(a)

	CDBG	HOME
White	352	0
Black or African American	149	0
Asian	6	0
American Indian or American Native	5	0
Native Hawaiian or Other Pacific Islander	2	0
Total	514	0
Hispanic	295	0
Not Hispanic	258	0

Table 2 – Table of assistance to racial and ethnic populations by source of funds

Narrative

Note that Table 2 above, does not account for all potential racial categories, therefore, please see the corrected Table 2 below for racial and ethnic totals for CDBG and HOME activities in PY2023. Also, PR23 in Attachment 2 provides racial/ethnic information on persons and households by HUD activity for those that were open during the program year, for activities that were closed during the program year, and by activities that may span more than one reporting period.

For CDBG and HOME activities, the following information provides demographics for households and individuals served during PY2023 by completed housing and non-housing projects. Completed housing activities included: 35 Minor Repairs (25 Black and 10 White with 7 being Hispanic); 2 Voluntary Demolition (Black, Non-Hispanic – household of 1 and American Indian/Alaska Native, Hispanic – household of 1); 4 CDBG funded Public Service Agencies: 67.2% White, 22.4% Black, 7% Black or African American and White, and smaller percentages of the following race categories: Asian, American Indian or Alaska Native, Native Hawaiian or Other Pacific Islander, and other multi-racial.

See corrected Table 2 below for full racial and ethnic details:

Race / Ethnicity	CDBG	HOME
White	352	0
Black or African American	149	0
Asian	6	0
American Indian or Alaskan Native	5	0
Native Hawaiian or Other Pacific Islander	2	0
Black or African American and White	34	0
Race Combination not included in these categories	6	0
Total	554	0
Hispanic	295	0
Non-Hispanic	258	0

Corrected Table 2 - Assistance to racial and ethnic populations by source of funds

CR-15 - Resources and Investments 91.520(a)

Identify the resources made available

Source of Funds	Resources Made Available	Amount Expended During Program Year
CDBG	\$1,756,487.78	\$673,321.41
HOME	\$1,008,519.24	\$298,221.48

Table 3 - Resources Made Available

Narrative

In PY2023 city resources included CDBG, HOME, and program income (PI). Other public and private service agencies also expended funds for local needs. Bryan’s program funds spent addressing needs are listed in Table 3 above and identified as **Amount Expended During Program Year**. CDBG resources made available include both carryover grant funds from previous year, PY2023 grant allocations, and PI generated during this reporting period. Likewise, HOME resources made available include both carryover grant funds from previous year, PY2023 grant allocations, and PI generated during this reporting period.

Other local public and private agencies allocating funds to meet needs identified in the 2020-24 CP include, but are not limited to: Brazos Valley Council of Governments (BVCOG); Brazos Valley Affordable Housing Corporation (BVAHC); Brazos Valley Community Action Programs (BVCAP); Unlimited Potential; Brazos Valley Rehabilitation Center; Project Unity dba Unity Partners; Brazos Valley Coalition for the Homeless (BVCH); B/CS Habitat for Humanity; Brazos Valley Area Agency on Aging (BVAAA); United Way of the Brazos Valley; BV Council on Alcohol and Drug Abuse (BVCASA); Brazos Valley Food Bank; BV Boys and Girls Club; Big Brothers, Big Sisters; Brazos County Veterans Services; Brazos Maternal and Child Health Clinic (Prenatal); BCS Veterans Administration out-patient clinic; Voices for Children; Twin City Mission – Doug Weedon Shelter of Hope; Room for Us All; MHMR Brazos Valley; Emanuel Baptist – Lighthouse Mission; Elder-Aid; No-Limits; Bryan Housing Authority; Catholic Charities of Central Texas; St. Vincent DePaul; Sexual Assault Resource Center; Salvation Army; Junction Five-O-Five; Hospice of Brazos Valley; Health for All, Inc.; Rebuilding Together; Voices for Children, CASA (Court Appointed Advocates) and Family Promise of BCS.

These, and other entities, expended additional funding to meet local needs. Consequently, CDBG and HOME funds were, in effect, leveraged by these additional resources. For example, the 4 PSA programs funded in this reporting period by the City of Bryan (underlined above), allocated approximately \$514,045 of additional non-CDBG funds to deliver those program services. These funds represent additional monies expended to serve the LMI and populations locally. A review of the total budgets for all local public and private services organizations would total millions of dollars of additional funding allocated to local housing and non-housing needs.

The City also makes general funds available to projects and services that benefit lower-income citizens, to include: infrastructure/public facility improvements, code enforcement, recreational activities/facilities,

and economic enhancement programs. Approximately 5,804 code enforcement actions were undertaken using City of Bryan general revenue funding (non-CDBG/HOME) in this reporting period to address a variety of code issue, including: junk vehicles, weeds and grass, parking, signage, waste collection, graffiti, zoning, and other nuisances. Other community enhancement activities, like area clean-ups, took place using non-federal funding. For example and as a result of Building Standards Commission (BSC) orders, 10 demolitions of dilapidated, vacant structures were completed by the City (using non-federal, local funds) to eliminate slum and blight influences and/or to provide additional affordable housing opportunities. Another 19 dilapidated structures were repaired or demolished by owners, using private funds, in response to City of Bryan ordinances and BSC actions. Another non-federally funded event, Texas A&M University’s “Big Event”, in March 2024 assisted 2,183 Bryan-College Station residents with home repairs, painting, lawn care, and neighborhood clean-ups.

Identify the geographic distribution and location of investments

Target Area	Planned Percentage of Allocation	Actual Percentage of Allocation	Narrative Description
City Wide	100	100	All inclusive types within city limits.

Table 4 – Identify the geographic distribution and location of investments

Narrative

CDBG and HOME funds are distributed throughout the community based upon need. Because low-income, elderly, disabled and special needs homeowners and renters reside throughout the city, housing assistance is available citywide. While the City has not designated specific census tracts as targeted program areas, project accomplishment maps in this report demonstrate that the large majority of housing clients assisted reside in census tracts that are predominantly low-income areas. Current and potentially homeless persons also reside throughout the City making the need for shelter and housing a citywide activity.

Services provided for homeless populations are located to provide maximum accessibility. While Public Service Agencies qualify client incomes individually, their offices are generally located in or near lower-income neighborhoods, or public transit hubs, thereby ensuring access to clients. Public facilities and infrastructure are provided in areas where at least 51% of the population meets low and moderate-income guidelines or the specific clients are at least 51% low to moderate income eligible. Information on project locations is provided in the summary for each activity and also in map format within this report (see attachments).

Leveraging

Explain how federal funds leveraged additional resources (private, state and local funds), including a description of how matching requirements were satisfied, as well as how any publicly owned land or property located within the jurisdiction that were used to address the needs identified in the plan.

Funds can be leveraged by property donations, non-profit sweat-equity, or funds from non-profit developers for construction of affordable housing. The majority of Bryan's CDBG and HOME funded activities leverage other private, and sometimes public funds.

In PY2023, \$514,045 of other federal, state, local, and private funds were leveraged in delivery of non-housing, public service agency program efforts and another \$117,981.48 of non-grant funding was leveraged in housing program efforts. The city's Housing Assistance programs leverage public and/or private funds when possible. For example, the Rehabilitation/Reconstruction program requires client financial participation through loans covering part of the project costs. Participation is voluntary, and loans are structured so as to ensure the ability for clients to afford the loan payments. Through these efforts, and since becoming a CDBG Entitlement Jurisdiction and a HOME Participating Jurisdiction, the City has established a loan portfolio that in PY2023 provided \$43,594.29 in CDBG program income (PI) and HOME PI of \$73,263.07, and \$7,500 of recaptured funds.

Also, 19,042 Habitat for Humanity volunteer hours were logged by 1,800 volunteers in the Habitat's ReStore facility, office, and in the completion of 4 affordable housing units and the rehabilitation of 2 homes. Twenty-six people received instruction in homeownership and financial fitness. As noted under Section CR15, the total budgets for all local public and private services organizations would total millions of dollars of funding allocated to housing and non-housing needs of local low-income citizens.

In terms of publicly owned land being available to address needs identified in the 2020-24 Consolidated Plan, the recent local expansion of broadband services by several internet companies are, in part, made possible by the City and the State as access to, and through public right-of-ways are regularly negotiated and coordinated to allow required cable installation so as to mitigate the digital-divide locally.

HOME Match

The City's HOME match requirement for PY2023 has been 100% waived, per the U.S. Dept. of HUD's published HOME Match Waivers which examine fiscal distress of local communities. Waivers provided in response to HUD's Fiscal Distress Calculation, are as follows:

Bryan's poverty rate and per capita income (PCI) income were based on data from the U.S Census Bureau's American Community Survey (ACS) 5-Year Estimates. For a jurisdiction to qualify as distressed due to the poverty criterion, its percentage of persons in poverty must be at least 16.44 percent, which is 125% of the average national rate for persons in poverty of 13.15 percent. For a jurisdiction to qualify as distressed based on the PCI criterion, its average PCI must have been less than \$26,375 which is 75% of the average PCI of \$35,166.

By satisfying PY2023 fiscal distress criteria, the City received a 100% reduction in match requirements, as published on the HUD EXCHANGE, and titled FY 2023 HOME Match Reductions.

NOTE: See the HOME Match Report (HUD-40107-A) in Attachment-2

Fiscal Year Summary – HOME Match	
1. Excess match from prior Federal fiscal year	600
2. Match contributed during current Federal fiscal year	950
3. Total match available for current Federal fiscal year (Line 1 plus Line 2)	1550
4. Match liability for current Federal fiscal year	0
5. Excess match carried over to next Federal fiscal year (Line 3 minus Line 4)	1550

Table 5 – Fiscal Year Summary - HOME Match Report

Match Contribution for the Federal Fiscal Year								
Project No. or Other ID	Date of Contribution	Cash (non-Federal sources)	Foregone Taxes, Fees, Charges	Appraised Land/Real Property	Required Infrastructure	Site Preparation, Construction Materials, Donated labor	Bond Financing	Total Match
IDIS#1147 800 Dumas	11/14/2023	0	\$550	0	0	0	0	\$550
IDIS#1158 906 W 16th	7/12/2024	0	\$400	0	0	0	0	\$400

Table 6 – Match Contribution for the Federal Fiscal Year

HOME MBE/WBE Report

Program Income – Enter the program amounts for the reporting period				
Balance on hand at beginning of reporting period \$	Amount received during reporting period \$	Total amount expended during reporting period \$	Amount expended for TBRA \$	Balance on hand at end of reporting period \$
\$0.00	\$49,230.31	\$41,729.15	0	\$0.00

Table 7 – Program Income (Detail)

Minority Business Enterprises and Women Business Enterprises – Indicate the number and dollar value of contracts for HOME projects completed during the reporting period						
	Total	Minority Business Enterprises				White Non-Hispanic
		Alaskan Native or American Indian	Asian or Pacific Islander	Black Non-Hispanic	Hispanic	
Contracts						
Dollar Amount	186,167	0	0	0	186,167	0
Number	1	0	0	0	1	0
Sub-Contracts						
Number	6	0	0	0	6	0
Dollar Amount	91,439	0	0	0	91,439	0
	Total	Women Business Enterprises	Male			
Contracts						
Dollar Amount	186,167	186,167	0			
Number	1	1	0			
Sub-Contracts						
Number	6	0	6			
Dollar Amount	91,439	0	91,439			

Table 8 - Minority Business and Women Business Enterprises

Minority Owners of Rental Property – Indicate the number of HOME assisted rental property owners and the total amount of HOME funds in these rental properties assisted						
	Total	Minority Property Owners				White Non-Hispanic
		Alaskan Native or American Indian	Asian or Pacific Islander	Black Non-Hispanic	Hispanic	
Number	0	0	0	0	0	0
Dollar Amount	0	0	0	0	0	0

Table 9 – Minority Owners of Rental Property

Relocation and Real Property Acquisition – Indicate the number of persons displaced, the cost of relocation payments, the number of parcels acquired, and the cost of acquisition						
Parcels Acquired		0		0		
Businesses Displaced		0		0		
Nonprofit Organizations Displaced		0		0		
Households Temporarily Relocated, not Displaced		0		0		
Households Displaced	Total	Minority Property Enterprises				White Non-Hispanic
		Alaskan Native or American Indian	Asian or Pacific Islander	Black Non-Hispanic	Hispanic	
Number	0	0	0	0	0	0
Cost	0	0	0	0	0	0

Table 10 – Relocation and Real Property Acquisition

CR-20 - Affordable Housing 91.520(b)

Evaluation of the jurisdiction's progress in providing affordable housing, including the number and types of families served, the number of extremely low-income, low-income, moderate-income, and middle-income persons served.

	One-Year Goal	Actual
Number of Homeless households to be provided affordable housing units	0	0
Number of Non-Homeless households to be provided affordable housing units	30	7
Number of Special-Needs households to be provided affordable housing units	4	28
Total	34	35

Table 11 – Number of Households

	One-Year Goal	Actual
Number of households supported through Rental Assistance	0	0
Number of households supported through The Production of New Units	1	0
Number of households supported through Rehab of Existing Units	33	35
Number of households supported through Acquisition of Existing Units	0	0
Total	34	35

Table 12 – Number of Households Supported

Discuss the difference between goals and outcomes and problems encountered in meeting these goals.

Table 12, above, includes information for housing projects completed and closed in PY2023. The City made substantial progress in meeting its 2023 AAP goals. The City does not use CDBG grant funds for new construction. For PY2023, Bryan's Owner-Occupied Housing Assistance Program projected the following: 30 Minor Repair project completions projected – 35 completed; 3 Major Rehabilitation/Reconstruction project completions projected – 0 completed; 5 Down Payment Assistance project completions projected using prior year carry-over funds – 0 completed. Projects above in Table-12 leave out 2 demolitions done with CDBG funds as demolition was not a category listed. The demolition is accounted for in Table-13 below.

Lower numbers in the homebuyer program are due to: rising home prices (4.0% increase year over year); insurance increases due to increased construction costs; property tax increases, and; more. These market conditions explain why it has been difficult for residents to afford homes. Regulatory barriers include HUD HOME maximum value limits and program income limits, which have not kept pace with rapidly increasing sales prices locally. Only large households earning near the top of the income range can feasibly afford a home in the current market. See additional information in Section CR-45.

No major rehabilitation or reconstructions projects were listed as completed for PY2023; however, one project was substantially completed during the program year but was not closed out until PY2024. Another rehabilitation project is nearing completion and is expected to be closed out in PY2024.

Other non-grant funded accomplishments include other affordable housing partners, specifically Habitat for Humanity, who reported 4 new affordable homes completed and 2 rehabilitated in their most recently completed program year for LMI homebuyers, addressing the goal for additional affordable units built, as well as Habitat's down-payment assistance (interest-free loans) to those buyers, which compliments the City's and other non-profit homeownership efforts locally during this program year.

As noted in Section CR-15, the City also contributes to needs using non-CDBG funds for other needs, to include: infrastructure/public facility improvements, often in LMI areas; code enforcement; recreational activities/facilities, and; economic programs. City-funded (non-CDBG/HOME), code enforcement resulted in 5,804 general enforcement actions and 29 demolitions.

Discuss how these outcomes will impact future annual action plans.

The outcomes produced by the City of Bryan's CDBG and HOME funded programs validate needs, goals, and objectives identified in the city's 2020-24 Consolidated Plan. The substantial progress made in meeting its 2023 AAP program goals allow the City to be on schedule in satisfying its established program outcomes. A majority of CDBG and HOME funded annual housing and non-housing goals were achieved, or exceeded during PY2023. In the city's upcoming 2024-25 Program Year, efforts will continue to ensure that annual program attainments match CP program accomplishments. Based on identified needs over recent years, local housing and non-housing program goals will continue to remain similar in terms of the type of assistance needed by clients. Likewise, local public and private organizations and agencies will continue to deliver similar services, adjusted as needed, to satisfy the specific needs for subsequent program years.

Include the number of extremely low-income, low-income, and moderate-income persons served by each activity where information on income by family size is required to determine

the eligibility of the activity.

Number of Households Served	CDBG Actual	HOME Actual
Extremely Low-income	13	0
Low-income	12	0
Moderate-income	12	0
Total	37	0

Table 13 – Number of Households Served

NOTE: Includes additional demolition project not accounted for in Table 12.

Narrative Information

Table 13, above, includes information for housing projects completed (Table 12) and two CDBG funded demolitions. In this reporting period, the City of Bryan expended 100% of the City’s non-administrative CDBG funds for housing activities that benefit low- and moderate-income (LMI) persons, exceeding the 70% minimum standard for overall program benefits. All HOME activities PY2023-24 program expenditures were directed to and expended on affordable housing activities that benefited LMI persons.

While CDBG funding is often expended to benefit the lowest income persons, HOME funded housing assistance activities sometimes benefit slightly higher-income clients (low to moderate-income) due to program constraints. For example, for income-eligible clients to utilize the city’s Down-payment Assistance Program for home purchases, they generally must earn near the maximum income allowed to be qualified and approved by mortgage lenders, and to meet other city underwriting requirements. This is particularly true in the local community where limited affordable single-family homes are available for purchase. For this reason, the City often partners with the local Habitat for Humanity affiliate by making the city’s Down-payment Assistance Program available. The combination of Habitat’s much more affordable homes, 0% interest loans, more flexible underwriting, and the City of Bryan’s down-payment assistance, make the dream of homeownership possible for the lowest income clients.

CR-25 - Homeless and Other Special Needs 91.220(d, e); 91.320(d, e); 91.520(c)

Evaluate the jurisdiction’s progress in meeting its specific objectives for reducing and ending homelessness through:

Reaching out to homeless persons (especially unsheltered persons) and assessing their individual needs

The City, a member of the Brazos Valley Coalition for the Homeless (BVCH), participated in the Continuum-of-Care (CoC) outreach to area homeless. Outreach was achieved through BVCH partners, and the region’s homeless shelter provider, the Doug Weedon Shelter for Hope (TCM). City staff partnered with BVCH on the Point-in-Time Count and supported referral and outreach systems, as well as case management.

**Brazos Valley Coalition for the Homeless
Regularly Attending Members**

Organization	Type of Organization	Organization	Type of Organization
Twin City Mission (TCM)	Non-Profit	CSISD Early Head Start	School District
MHMR	Non-Profit	Bryan Housing Authority	Government
Brazos Valley Food Bank	Non-Profit	College Station Community Development	Government
College Station PD	Government	Brazos Valley Affordable Housing	Non-Profit
Bryan PD	Government/City	Single Moms Created 4 Change	Non-Profit
City of Bryan Community Development	Government	Brazos County Health Department	Government
DARS	Government	BV Center for Independent Living	Non-Profit
Health Point	Healthcare Network	College Station Independent School District	School District
BCS Habitat for Humanity	Non-Profit	BVCOG	Government
Bryan ISD	School District	Catholic Charities	Non-Profit
Impact Burleson County	Non-Profit	Family Promise	Non-profit
Rebuilding Together	Non-Profit	United Way 211	Non-Profit
Project Unity	Non-Profit	Texas Veterans Commission	Government

BVCH made homeless services available through member websites identifying services for the homeless (see Attachment 4). TCM provided a variety of services to the homeless, such as emergency shelter and supportive services to help homeless individuals become self-reliant. TCM maintains a Coordinated Access System (CAS) providing information and referrals allowing clients access to services from area agencies. City staff also completed environmental reviews in support of TCM’s Continuum of Care (CoC)

grant applications, and continued support of BVCH, TCM, and other agencies needing assistance. To address homelessness, programs serving the homeless and those at risk were considered for funding in PY2023 to meet the goals identified in the local Continuum of Care (CoC) applications for funding, as well as the city’s 2020-24 Consolidated Plan. Public Service Agency (PSA) funded programs were:

Brazos Maternal & Child Health Clinic – Served 322 unduplicated clients, providing ultrasounds, lab tests, and patient education. **Unlimited Potential – Foster Youth Program** - Assisted former foster youth with education, support, and community integration, served 22 unduplicated clients. **Big Brothers, Big Sisters STEM Program** – Provided education, support, mentoring, and skill development to youth, serving 33 unduplicated clients, and the **Family Promise Case Management Program** – provided shelter, meals, and support services to families, serving 123 unduplicated clients.

Other area agencies addressing CoC needs, but not receiving Bryan CDBG PSA funds in PY2023 include: TCM, The Salvation Army’s Pathway of Hope, Bryan Public Housing Authority, B/CS United Way, The Brazos Valley Community Action Programs, Project Unity, BCS Habitat for Humanity, Elder-Aid, Emanuel Baptist Church, the Brazos Valley Council of Governments, Mental Health Mental Retardation Authority of Brazos Valley, the Salvation Army, and others.

BVCH coordinates with federal, state, and local entities to plan and/or fund homeless programs like the PIT count. TCM is the lead agency in BVCH and the official HMIS and CoC lead agency. In 2005 BVCH performed its first PIT, with the most recent done early in PY2023 (January 25, 2024), results follow:

For unsheltered persons, the 2024 Point-in-Time Count (PIT) revealed no families with children. Fifty-two (52) other non-sheltered individuals were counted, which consisted of the following:

52 unsheltered individuals:

<u>Age</u>	<u>Race</u>	<u>Sex</u>
18 years old and below – 0	American Indian – 3	Male - 34
18 – 24 years old – 3	Black – 21	Female - 15
25 years old and above - 42	Hispanic – 3	Transgender or non-binary - 1
Age unknown - 7	White – 22	Sex Unknown - 2
	Race Unknown - 3	

The sheltered count excludes Rapid Re-housing clients. The 2024 Point-in-Time Count (PIT) for the sheltered count revealed four (4) households with children and sixty-six (66) adult only households. In total seventy-two (72) people were counted. Including four (4) individuals counted by the Brazos County Jail. Total demographics follow:

72 sheltered individuals:

<u>Age</u>	<u>Race</u>	<u>Sex</u>
18 years old and below – 4	American Indian – 1	Male - 50
18 – 24 years old – 10	Black – 37	Female - 22
25 years old and above - 58	Hispanic – 1	
	White – 26	
	White & Hispanic - 4	
	Multi-racial including Hispanic - 2	
	Multi-racial excluding Hispanic - 1	

Addressing the emergency shelter and transitional housing needs of homeless persons

For many years the City of Bryan has supported TCM which provides a variety of emergency services to homeless, at-risk, and abused persons. The *Doug Weedon Shelter for Hope* provides emergency shelter and supportive services to assist homeless persons in becoming self-reliant. TCM also maintains a Coordinated Access System (CAS) to provide information and referrals to clients to allow them to access services from other area public service agencies.

The Doug Weedon Shelter for Hope provides a variety of services to chronically homeless persons. In addition to basic necessities, clients were provided help securing life skills, transportation, referral to medical services, rental assistance and case management, and other supportive services. In PY2023, the men's, women's, and family shelters served hundreds of clients. Shelter assistance included: Rapid re-housing (RRH) - 465 clients; Domestic Violence RRH - 185 clients; and ESG RRH – 158 clients. TCM has strong community support as evidenced by over 20,550 hours of donated volunteer hours. The sale of donated items at TCM's resale stores generated \$577,755.60 and also provided for basic needs of TCM clients. TCM also partners with the HAVEN, a 24-unit housing apartment complex for previously homeless persons and provided rental assistance for individuals and families at the HAVEN in PY2023.

Family Promise regularly receives funds from Bryan, College Station, and churches to provide shelter, counseling, and referral assistance for homeless families with children. In PY2023, Family Promise served 123 unduplicated clients, 47% Black/African American, 46% White, and 18% Hispanic. Family Promise reported increasing difficulty in finding affordable units that accept HUD vouchers and a need for more "second chance units" for clients with eviction histories or large rent balances owed to former landlords.

The Emmanuel Lighthouse Mission (ELM) operated by the Emmanuel Baptist Church in Bryan, operates a transitional housing shelter for homeless single women. The ELM facility provides a safe environment for women seeking to break free from substance abuse and other harmful addictions. The shelter also serves as a transitional housing facility for women being discharged from prison. Women may stay at the shelter for up to one year, and occasionally longer when warranted. ELM serves approximately 15 women annually.

Helping low-income individuals and families avoid becoming homeless, especially extremely low-income individuals and families and those who are: likely to become homeless after being discharged from publicly funded institutions and systems of care (such as health care facilities, mental health facilities, foster care and other youth facilities, and corrections programs and institutions); and, receiving assistance from public or private agencies that address housing, health, social services, employment, education, or youth needs

As a member of BVCH the City is involved in the CoC process and outreach to the homeless. BVCH also collaborates with area agencies through the Community Partnership Board (CPB – approximately 45 members) to ensure referral and outreach for the homeless. BVCH and CPB coordinate with agencies on

services and resources regarding foster care, healthcare, mental healthcare, and correctional facilities regarding discharge policies to ensure clients are not discharged into homelessness.

Emmanuel Lighthouse Mission (ELM) provided a safe environment for women seeking to break free from substance abuse and other addictions and serves as a transitional housing facility for women being discharged from prison. Women may stay at the shelter for up to a year, and occasionally longer when warranted.

TCM's Youth & Family Services provided referrals to other programs through its STAR (Services to At-Risk Youth) program. STAR serves hundreds of clients annually. Phoebe's Home, a component of TCM's Domestic Violence Services program, serves women and children with emergency shelter or non-residential counseling. Services include Lethality Assessment Program assessment calls. TCM's support services provided donated clothing and furniture to TCM Rapid Re-Housing participants as they move into housing. The Community Café also provides nutritious, hot meals for the community. As noted earlier, TCM also owns the HAVEN, a 24-unit permanent housing apartment complex for low-income or previously homeless persons.

Regarding health services provided to lower-income citizens in PY2023, Health for All (HFA) is a nonprofit free health care clinic funded by area donors and receiving no state or federal funding. HFA provided free doctor visits, pharmaceuticals, specialist exams, lab tests, X-rays, chronic disease management and counseling to LMI patients without health insurance that did not qualify for Medicaid, Medicare or County Indigent funds. HFA delivered services at a very low cost due to a small staff and a large number of volunteers and community partners. By providing an alternative to expensive emergency room visits by the uninsured, Health for All saves Brazos Valley hospitals and taxpayers millions of dollars annually. HFA averages 4,000 patient visits annually and logs thousands of dollars' worth of volunteered time by local physicians, nurses, and college interns and served thousands of patients; provided diagnostic labs, and; dispensed prescriptions.

Helping homeless persons (especially chronically homeless individuals and families, families with children, veterans and their families, and unaccompanied youth) make the transition to permanent housing and independent living, including shortening the period of time that individuals and families experience homelessness, facilitating access for homeless individuals and families to affordable housing units, and preventing individuals and families who were recently homeless from becoming homeless again

TCM's Doug Weedon Shelter for Hope provided emergency shelter and supportive services to help homeless persons become self-reliant. TCM also maintains a Coordinated Access System (CAS) to provide information/referrals to clients to allow them to access services from other non-profit's in the community. In this reporting period 540 men, women and families were sheltered, counseled, provided meals, and supplied with other supportive services to include assistance with life skills, transportation, referral to

medical services and other supportive services. TCM also referred applicants for rental assistance and case management. (See City of Bryan/BVCH/CoC involvement information in Attachment 4 regarding offices and agencies that provided homeless services).

In PY2023, TCM's Family Support Services received grant funding to provide residents with trauma informed case management, family counseling, support services, benefits navigation, and life coaching. The main goal of this new program is to decrease housing instability and unsheltered homeless, while teaching residents life management skills and how to maximize available benefits.

TCM provides donated clothing and furniture to TCM Rapid Re-Housing project participants as they move into housing units. With the help of volunteers, TCM recycles thousands of pounds of donations annually and thousands of volunteer hours are logged to benefit TCM clients. TCM also owns THE HAVEN, a 24-unit permanent housing apartment complex available for low-income or previously homeless individuals and families and also owns a 4-plex in College Station on Blanco Street for the same purpose.

CR-30 - Public Housing 91.220(h); 91.320(j)

Actions taken to address the needs of public housing

Bryan Housing Authority

The Bryan Housing Authority (BHA), with 300 affordable units, reported that it was awarded \$967,989 by HUD for the FY2024. The funding was allocated as follows: \$180,000 to operations; \$15,000 to management improvement; \$100,000 for administration; and \$672,989 for all other general activities. BHA's plan is to remodel several units annually, and the allocation will be used to complete the second and third phase of remodeling. BHA is currently designated as a standard performing agency. BHA had a Real Estate Assessment Center HUD Inspection in October, and currently has a pending score of 93.

The Bryan Housing Authority currently has 93 families on the waiting list. As of this report, BHA reported 9 vacant units, and is 96% occupied, serving 280 families. The current demographics are as follows: 154 white families or 54.23%, with 128 of the 154 families claiming Hispanic descent; 126 Black families or 44.37%; 1 Asian family or less than 1%.; and 3 mixed/other families or 1%; and 46 elderly or disabled families. In September of 2024, BHA was awarded \$247,800 for the Housing Related Hazard Grant to test for the new HUD required hazard of radon. BHA completed their five-year energy audit inspection in November and will use the information and suggestions to improve BHA properties.

Programs and services offered to residents include: budgeting, homeownership training, parenting skills, and partnerships with other agencies to provide training or informational meetings. Services also include 4H, Safe Sitter Classes, Reading Programs in collaboration with BISD, Learn, Eat, Grow & Go (a nutritional program), and youth gardening. BHA occasionally provides other services, such as dropout prevention, domestic violence and substance abuse prevention, health fairs, healthcare assistance, pregnancy outreach, GED and higher education support, youth leadership development, and computer classes. BHA also initiated a character building sessions during summers for youth, a fitness program for adults, and an association of BHA residents. BHA's goal is to continue to provide affordable, safe and decent housing for residents, and the City continued to provide technical assistance to BHA on an as needed basis.

Housing Voucher Program

The Brazos Valley Council of Governments (BVCOG), the regional administrator of Housing Choice Vouchers (HCV), has 1,798 vouchers in the 7-county region. Of those, 1,645 are allocated to Brazos County, and of those, 1,140 (63%) are used in Bryan, and 505 (28%) in College station. There are 1,209 persons on a waiting list. The cost per unit is estimated at \$525 - \$600. BVCOG maintains a multi-year waiting period for non-priority-preference and a waiting period of several months for those with preferences. Locally, approximately 15% of all HUD-assisted families are working toward independence from government assistance. This year 27 families graduate off of public assistance through the Family Self Sufficiency Program. Once participants have graduated, they often use their escrow savings to acquire needed assets like a home, additional education, and/or a vehicle. Through multiple partnerships with several agencies, the program offers resume writing, job search, job readiness, and financial fitness counselling. This involves group classes on job interviews, dressing for success, and banking and investing. Family Self-Sufficiency participants also take individual counselling regarding developing a budget, creating and

maintaining a savings account, as well as credit repair.

Actions taken to encourage public housing residents to become more involved in management and participate in homeownership

Bryan Housing Authority (BHA) residents are invited to participate in BHA management efforts and to contribute to decisions related to property and program issues. Key residents are consulted with in determining resident wants and needs related to unit improvements and program enhancements. The City understands that local support for public housing is essential, requiring responsibility and accountability to ensure success.

BHA provides a variety of services to residents, to include: homeownership training, parenting skills, dropout prevention, domestic violence and substance abuse prevention, health fairs and healthcare assistance, pregnancy outreach, budgeting, GED and higher education assistance, youth leadership development and computer classes. BHA is also initiating character building sessions during the summer for neighborhood youth, and fitness program for adults. BHA is currently working to initiate a neighbor association and hosts a bi-weekly food bank service for BHA residents and other non-BHA residents.

Other services available include: Safe-Sitter training, Hero's for Health, and a partnership with Save-our-Streets (SOS) gang-prevention program called "On-Location". BHA also hosts a "Back-to-School Blitz" and participates in National Night Out events. BHA hosts 4H clubs and BHA cooking and robotics competitions for BHA youth.

In terms of homeownership opportunities, and noted in the city's 2020-24 Consolidated Plan, the BHA also makes financial literacy training available to BHA residents. Likewise, various local public and private agencies have budgeting, financial literacy, and home ownership programs and training opportunities for those residents aspiring to become homeowners, and previous BHA residents have become homeowners using the City's down payment assistance program. Likewise, the City, through its efforts with various agencies, financial literacy, affordable housing, and homeowner training and opportunities are being made available to the local low- and moderate- income community, to include BHA residents. For example, the City hosted several educational workshops this year that were made available to educate those on financial literacy, fair housing, home ownership, and more.

Actions taken to provide assistance to troubled PHAs

The Bryan Housing Authority (BHA) is not designated as "troubled" under 24 CFR 902. BHA is currently designated as a "Standard Performing" public housing authority.

CR-35 - Other Actions 91.220(j)-(k); 91.320(i)-(j)

Actions taken to remove or ameliorate the negative effects of public policies that serve as barriers to affordable housing such as land use controls, tax policies

affecting land, zoning ordinances, building codes, fees and charges, growth limitations, and policies affecting the return on residential investment. 91.220 (j); 91.320 (i)

The City reviewed its policies and procedures for potential barriers to the development, maintenance, or improvement of affordable housing locally. The purpose of development regulations is to protect the health, safety, and welfare of the public. While promoting affordable housing, a balance must be established between societal and environmental goals and housing affordability. In analyzing the effects of local public policy as potential barriers to affordable housing in Bryan, no significant barriers were found to exist.

In 2019, the City's Planning and Zoning Commission and City Council voted to convert existing MU-1 zoning district into the existing Residential District, which does not allow manufactured homes, except to the extent allowed under Texas state law for one-time replacement (unless destroyed by disaster, in which case a manufactured housing unit may be replaced, regardless of the one-time replacement rule). To mitigate any negative consequences, the City launched an initiative to provide assistance to manufactured homeowners in replacing their housing with traditionally built single-family homes.

In 2021, the City Council approved an amendment to our ordinance, reducing the side and rear building setbacks from 7.5 feet to 5 feet in most zoning districts. This change allowed for more efficient use of available land, increasing housing density in many communities in our area. By optimizing space, this adjustment helps lower the cost per unit.

Efforts continue locally to encourage development and preservation of affordable housing. A shortage of affordable undeveloped property, along with rising construction material and labor costs, are the main hindrances to development of affordable housing locally. Additionally, clouded or fragmented title to property often renders otherwise potentially affordable housing developments infeasible. This year, to help with these issues we hosted a Legal Workshop, connecting citizens with resources and educating them on resolving title issues, securing property ownership, and ensuring smooth inheritance.

Locally, construction or renovation of housing is inexpensive in terms of development and inspection fees. These low municipal costs do not inhibit development of affordable units. Building fees are generally below national recommendations, and the City does not charge plan review or building impact fees. Development standards support both market and affordable housing, with regular assessments to identify and address any potential barriers. The City also avoids duplications by enforcing ordinances solely by the City. Zoning allows for smaller lots, supporting affordable housing development. Additionally, permit and lien fees are waived for non-profit developers, further reducing costs. The City aims to collaborate with both public and private entities to leverage resources and maximize benefits.

The City maintains partnerships with other inter-local agencies and interested citizens to encourage the development of accessible, special-needs housing. The city also continues to provide funding and

technical assistance to its CHDOs to build additional local capacity for development of affordable and special needs housing. In terms of other supportive assistance, the Brazos Valley Council of Governments (BVCOG) Housing Choice Voucher (HCV) program continues to administer the Family Self-Sufficiency (FSS) program. Depending on funding, HCVP will provide rental and utility assistance to approximately 1,500 - 1,700 monthly to households in the BVCOG service area, the majority of which are in Bryan/College Station. The Bryan Housing Authority manages 300 affordable duplex and townhome style units at five locations in Bryan to also address affordable housing needs.

Actions taken to address obstacles to meeting underserved needs. 91.220(k); 91.320(j)

An ongoing obstacle is lack of funds. Accordingly, the City has, over the years, created a portfolio of loans from past CDBG and HOME housing activities that now provide additional income for housing activities. In PY2023, the loan portfolio generated over \$115,031.34 in additional funding available for affordable housing efforts. Additionally, in an effort to ensure coordination of services and leveraging of resources, the City collaborates with local partners to ensure effective delivery of services. Various coalitions met regularly in PY2023 to ensure cross-agency communication and to eliminate duplication in services. City staff assisted partners in finding funding and preparing applications. Likewise, the local Homeless Coalition brought together CoC providers to leverage capacity and funds. Bryan also provided technical assistance and annual consistency review for BHA, as well as environmental review for BHA's funding. Other than PY2023, PSA funded agencies collaboration efforts included:

United Way of the Brazos Valley (UWBV) unites the community and improve lives through education, financial stability, and health. In PY2023, UWBV'S *Community Impact Grants, awarded* funding to numerous nonprofits. On average, approximately \$60,670 is invested for education initiatives; over \$130,170 for financial stability initiatives, and over \$159,200 for health initiatives. UWBV also supports the 2-1-1 Texas program, a free, 24/7 helpline connecting Brazos Valley residents to resources like childcare, housing, food pantries, and more. Trained Information & Referral Specialists are available 24 hours a day, 7 days a week and assistance are available in over 90 languages. In PY2023 11,710 calls were placed to 2-1-1 Texas from Bryan-College Station.

A Home Base for Transitioning Foster Youth dba Unlimited Potential, Inc., provided for life skills training, case management, and mentoring to former foster youth so as to assist them in becoming fully independent young adults. Unlimited Potential served 22 individuals in this program year.

In PY2023, MHMR of the Brazos Valley (MHMRBV), a Certified Community Behavioral Health Center, served 6,826 clients, including 5102 adults with severe and persistent mental illness, 820 children, and 904 persons with Intellectual and Developmental Disabilities. Services include: case management, supported employment, intake/diagnosis, day rehabilitation, emergency services, veteran services, medication clinic, respite care, jail diversion, and a specialized case management program under the auspices of the Texas Correctional Office on Offenders with Medical or Mental Impairments. MHMRBV also has a Peer Support Center available for site-based, client-driven program providing peer support, self-advocacy, education, and community socialization for clients. In 2024, MHMR secured a state grant to

develop a crisis triage center to serve as a crisis assessment site and a potential diversion from jails and emergency departments.

Brazos Valley Rehabilitation Center (BVRC) served 458 patients with physical, occupational, and speech therapy, scheduling 13,179 visits and delivering over 30,000 therapy units. Most patients received multiple therapies and were assessed for social work services, including referrals for state and federal programs. BVRC's Counseling and Case Management (CCM) program, initially funded by CDBG, is now fully operational through grants, donations, and third-party billings. Services include habilitation, rehabilitation, specialized orthotics, durable medical equipment, augmentative communication, recreational programs, and resource navigation for Medicare, Medicaid, Social Security Disability, SNAP, TANF, transportation, housing, and emotional support, with a majority of clients being children.

Brazos Valley Council of Governments (BVCOG) and its BV Community Action Program (BVCAP) served clients in the region, the majority in Bryan-College Station, as follows by program: Meals on Wheels-hundreds of unduplicated clients received thousands of meals; several hundred Head Start and Early Head Start clients were served; thousands of clients received Utility Assistance; multiple thousands of clients received Women, Infant and Children Program assistance; Weatherization assistance on dozens of housing units; the Water Assistance Program served hundreds of clients, and; the CSBG Case Management assistance helped dozens of clients transitioned out of poverty and over a thousand more assisted with income stabilization services.

The Brazos Valley Food Bank (BVFB) received over 7 million pounds of donated, reclaimed, or purchased food and distributed it with the help of 3,116 volunteers, who provided 18,619 service hours to help reduce hunger in the region. Working with about 36 agency partners across 6 counties, the food bank served 72,272 people in PY 2023 through its various agencies and programs.

Voices for Children, the CASA program serving the Brazos Valley, empowers community volunteers to advocate for children and families involved in the child welfare system and improves the lives of children in foster care through volunteer advocacy until each child is placed in a safe and permanent home. In this reporting period, the agency served 239 children (133 families). Ninety-one of those were new children served in PY2023 and 81 children's cases were closed. In PY2023, 105 CASA volunteers donated over 6,350 hours and drove more than 82,000 miles in service to children and families in the Brazos Valley.

Junction 5-0-5 serves developmentally disabled clients by providing job placement services, job coaching, and on-going support for the life of the job to help clients gain and maintain employment. In PY2023, they served approximately 140 individuals.

In PY2023, the Sexual Assault Resource Center (SARC) served 495 survivors of sexual violence and their families. SARC provided counseling, referrals, advocacy, and crisis intervention for clients. Volunteers and staff accompanied survivors to hospitals, police stations, and courthouses. Those same volunteers donated thousands of hours to answer crisis calls and support survivors.

Brazos Valley Center for Independent living (BVCIL), a non-profit agency providing a variety of services to disabled person, to include information and referrals, social services, transportation, and other assistance to include: adaptive assistive technology; affordable and accessible housing; transportation and mobility; cognitive and sensory disabilities training, interpreter, and reader services; personal assistance and attendant care and personnel providing these services; education necessary for independent living; group social and recreational services; and training to develop self-advocacy and empowerment skills, so as to increase career options.

Elder-Aid is a local nonprofit organization whose mission is to ensure that local elderly in the community live independently for as long as possible. Clients must be at least 60 years of age and low-income. Elder-Aid fulfills its mission through programs which include low-income affordable rental units, transportation, utility assistance, minor home repairs, and prescription assistance. Elder-Aid also serves as a Community Housing Development Organization (CHDO) for the City of Bryan, and relies on volunteers to complement its staff in carrying out its programs. As a CHDO, one elderly cottage was completed by Elder-Aid in Bryan for elderly renters. Elder-Aid reported a total of \$1,230,769 utilized this year, helping 300 lower-income elderly clients.

In this reporting period, the Brazos County Health District Community Health Services (CHS) Division, funded in part by the City of Bryan, provided 10,610 immunizations, served 1,141 clients at the sexually transmitted infectious (STI) disease clinic, screened over 400 clients for Tuberculosis, and performed over 7,000 clinical tests for clients. The Public Health Emergency Preparedness (PHEP) Division provided registered 140 clients in the Texas Emergency Assistance Registry. The Environmental Health Division conducted 3,328 food inspections in the BCS area, and serviced thousands of residents through other services and outreach efforts.

Brazos County is home to approximately 9,500, with 3,800 veterans in Bryan. The cities of Bryan and College Station, Brazos County, and local agencies, provide services to veterans. Thousands of veterans receive care at the local VA outpatient clinic and veterans are also referred to non-VA medical providers locally, or to the Houston and Temple VA Hospitals for more specialized care. The Brazos County Veterans Office assists in-person, or by phone, hundreds of local veterans annually related to local or federal veteran service needs. Likewise, the local VA Clinic also provides an “in-house” Texas Veterans Commission officer to meet with and provide needed counseling and services to area veterans. Homeless veterans also receive services and shelter at various local non-profit shelters and/or public service agencies. Additionally, both Texas A&M University and Blinn College have veteran services offices and programs available to assist student veterans.

Health for All averages 4,000 patient visits annually, offering very low-cost services through a small staff, volunteers, and community partners. Funded mostly by local donors, who live and/or do business in the Brazos Valley, it receives no state or federal funding. The clinic provides free doctor visits, pharmaceuticals, specialist exams, lab tests, X-rays, chronic disease management education, and counseling to low-income patients who do not have health insurance nor qualify for Medicaid, Medicare or County Indigent funds. By reducing emergency room visits, Health for All saves local hospitals and

taxpayers millions of dollars annually. Most patients are between 18 and 64 years old, with 80% of patients earning less than \$1,500/month; over 60% are female, and most are single parents.

Actions to address the digital-divide and natural disasters, to include flooding follow:

The City's recent efforts to narrow the digital divide by ensuring available/affordable broadband access included entering into a memorandum of understanding with *MetroNet*, a new provider of high-speed internet services to bring additional broadband capacity to Bryan citizens in 2021. MetroNet's 100% fiber-optic internet, TV, and phone services will greatly enhance services to Bryan citizens, to include the low- and moderate-income households needing affordable internet options. To accommodate broadband access and affordability, the City regularly made its public right-of-ways available to broadband providers to install the necessary cables and equipment so as to help mitigate the "digital-divide". The City also consulted with the Brazos Valley Council of Governments (BVCOG) on local and regional broadband needs and how best to meet them.

Similarly, *Nextlink Internet* has also continued installing high-speed internet and voice services to local residents and more recently, *Frontier Communications* increased the availability for local youth agencies, specifically the Boys and Girls Clubs of Brazos Valley, by installing ultra-fast and secure fiber-optic network to the clubs and intends to expand needed network access to more of the local community.

To provide disaster mitigation, the City participated as an area emergency management partner, and assisted in the management of storm, wildfire, flooding, public land, and water resources. Information is found in the city's 2020-24 CP, and 2023 AAP's appendices. FEMA maps are included to illustrate local flood prone areas within the city limits and potentially impacted LMI areas. To ensure protection of residential areas, and property management of public lands and water resources, the City, as necessary, consulted with regional entities to include the City of College Station, Brazos County, Texas A&M University, the Brazos Valley Groundwater Conservation District, and the State of Texas to ensure these critical resources are properly managed.

Actions taken to reduce lead-based paint hazards. 91.220(k); 91.320(j)

Bryan emphasized lead-based paint (LBP) counseling and awareness in all its programs. All Down Payment and Closing Cost assistance for pre-1978 properties in the first-time homebuyer program requires LBP counseling as well as testing and remediation, if household make-up requires.

The City also maintained a focus on the hazards of lead-based paint and the need for lead-based paint testing and appropriate remediation actions for housing rehabilitation projects. The City also continued support for public service agencies so as to ensure families with children have information and case-management, if needed, for issues related to elevated blood lead levels.

Based on the latest available data from the Texas Department of State Health Services, 19 out of 1,388 Bryan children under the age of 15 years of age tested for elevated blood lead levels were found to have elevated levels (≥ 5 micrograms per deciliter), as shown in the following chart. Note that Texas Department of State Health Services has recently begun reporting for ≥ 5 micrograms per deciliter as elevated, therefore comparing this data to pervious yearly reports using the ≥ 10 micrograms per deciliter range would not be fair comparisons.

The following strategies related to the City's Community Development programs are ongoing:

- Provide public information and education regarding lead-based paint.
- Integrate lead hazard evaluation and reduction activities into all housing activities.
- Provide training and certification opportunities for Community Development staff to manage lead-based paint impacted projects.

See following Blood Lead Surveillance Branch data from:

Texas Dept. of State Health Services – Childhood Lead Poisoning Program (2022 Data – latest available data). Note that counts of 1-4 are expressed as "< 5" to protect patient identity.



Blood Lead Surveillance Branch

Year 2022 Counts for Children Tested and Children with Blood Lead Levels $\geq 5 \mu\text{g/dL}$, by Zip Code, for Brazos County, City of Bryan, and City of College Station*

Brazos County, Texas			City of Bryan, Texas			City of College		
ZIP Code	Children Tested	Children with a Blood Lead Level $\geq 5\mu\text{g/dL}$	Zip Code	Children Tested	Children with a Blood Lead Level $\geq 5\mu\text{g/dL}$	Zip Code	Children Tested	Children with a Blood Lead Level $\geq 5\mu\text{g/dL}$
77801	224	<5	77801	223	<5	77840	408	<5
77802	268	<5	77802	255	<5	77841	0	0
77803	550	11	77803	530	10	77842	11	0
77805	8	0	77805	8	0	77843	<5	0
77806	<5	0	77806	<5	0	77845	548	<5
77807	208	<5	77807	<5	<5	Total	968	<5
77808	175	<5	77808	200	<5			
77840	414	<5	77842	166	0			
77841	0	0	Total	1,388	19			
77842	11	0						
77843	<5	0						
77845	577	<5						
77862	<5	0						
77866	0	0						
77881	<5	0						
Total	2,442	24						

Counts based on an unduplicated child's highest blood lead level in 2021 for age 0-14 years old.
Counts between 1 - 4 are expressed as "<5" to protect identity of children.

Texas Dept. of Health Services Report

Actions taken to reduce the number of poverty-level families. 91.220(k); 91.320(j)

The City's anti-poverty strategy includes the following components: Expand the inventory of safe, decent, affordable dwellings available to low-income residents; Fund public service activities that enhance quality of life and encourage self-sufficiency for low-income residents; Create jobs for low-income residents by providing technical assistance to businesses creating jobs targeting low-income persons, with an emphasis on living wage jobs, and; Fund activities allowing children to develop their maximum potential and leave the poverty environment.

Efforts to reduce poverty directly link to housing and non-housing efforts. Affordable, accessible, safe and efficient housing is important for financial stability and promotes self-reliance. Similarly, non-housing efforts provide the support necessary for LMI persons to develop self-sufficiency and avoid poverty or, if already at poverty levels, transition out of poverty. The City regularly provides the maximum public service agency allocation allowed, thereby making services available to address poverty, and its related issues. The City also partnered with a local bank to host a financial literacy workshop to help residents achieve financial stability and self-sufficiency. In PY2023, the City allocated and/or disbursed CDBG and HOME funds for the following (details on fund amounts and persons served found under CR-05):

CDBG

Homeowner Housing Assistance: Major rehabilitation/reconstruction, minor repair, handicap accessibility, and homebuyer assistance.

Public Service Agency Funding: Big Brothers, Big Sisters STEM Education Program; Brazos Maternal and Child Health Clinic Women’s Health Program; Family Promise Case Management Program and; the Unlimited Potential, Inc.

HOME

Home Owner Housing Assistance: Major rehabilitation/reconstruction, homebuyer assistance.

Down-payment Assistance/Acquisition: Down-payment assistance.

Community Housing Development Organizations (CHDO): Affordable housing development.

As noted elsewhere in this report, many other local housing and non-housing agencies provide services using non-CDBG/HOME funds. These entities are familiar with the City’s CP goals and often coordinate efforts with partner agencies using HUD formula grants. For example, there are several boards and coalitions, representing various agencies, that help identify, prioritize and deliver needed services locally. As reported in this report, other charitable housing providers, for-profit developers, state funded agencies, and subsidized housing developers also contribute to poverty reducing efforts locally.

Actions taken to develop institutional structure. 91.220(k); 91.320(j)

In PY2023 the City participated in the local institutional structure of affordable housing, supportive housing, homeless, and non-housing community development strategies through its Community Development Department. The City acted as a liaison with community groups, public institutions, non-profit organizations, and private industry to share information, identify resources and opportunities, and to enhance public benefit when possible.

Multiple other organizations participate in this effort, to include: the Community Partnership Board;

United Way of the Brazos Valley; Brazos Valley Council of Governments; Brazos County Housing Coalition; Brazos Valley Food Bank; Texas A&M University System; Blinn College; Small Business Development Center; Bryan-College Station Community Health Center; Brazos Valley Health Partnership; the Brazos Valley Affordable Housing Corporation; the Brazos Valley Coalition for the Homeless; Twin City Mission; Family Promise; Bryan-College Station Chamber of Commerce; Bryan-College Station Habitat for Humanity; Information and Referral Advisory Board; Bryan Housing Authority; Community Development Advisory Committee; Financial Fitness Center; Brazos Center on Independent Living; Brazos Valley Aging and Disability Resource Center.

Actions taken to enhance coordination between public and private housing and social service agencies. 91.220(k); 91.320(j)

The Community Development Department of the City of Bryan is the lead agency for the 5-Year Consolidated Plan and all subsequent Annual Action Plans. City staff worked closely with all housing and non-housing recipients of funds through the 2023-24 Annual Action Plan to achieve the stated goals. As noted elsewhere in this report, many other non-CDBG/HOME organizations are also collaborated with to ensure efficient allocation of resources and to avoid program overlap and duplication of services. Following are PY2023 efforts and collaborations had between the City of Bryan and its local partners:

Housing Agencies: City staff coordinated and/or consulted with the Bryan Housing Authority, Brazos Valley Development Council, City of College Station, Texas Department of Housing and Community Affairs, U.S. Dept. of Housing and Urban Development, Brazos Valley Community Action Programs, Brazos Valley Council of Governments (Section 8 Housing Voucher Program and other programs), MHMR Authority of Brazos Valley, Habitat for Humanity, Brazos Valley Affordable Housing Corporation, local certified CHDOs, the Brazos County Housing Coalition, and other public and private housing entities to enhance program delivery of decent, safe, efficient, and affordable housing.

Social Service Coordination: In PY2023, the City's Community Development staff solicited applications for PSA and non-housing applications for federal formula grants from HUD. Afterwards, the Community Development Advisory Committee (CDAC) whose task is to review CDBG funding applications and provide the city council with recommendations for funding. In this reporting period the City held multiple public meetings and held public hearings to ensure appropriate funding of local public service agency programs.

Public Housing: The City of Bryan appoints some members on the board for the Bryan Housing Authority (BHA). City of Bryan representatives meet regularly with BHA staff to discuss operating procedures, concerns of residents, and to outline ways the City can provide additional technical assistance. The City also provides a plan consistency review for BHA grant applications and annual budget reviews.

Identify actions taken to overcome the effects of any impediments identified in the jurisdictions analysis of impediments to fair housing choice. 91.520(a)

To affirmatively further fair housing, Bryan has adopted a Fair Housing Ordinance under Chapter 58, Article II of the city's Code of Ordinances and conducts an Analysis of Impediments to Fair Housing Choice update every five years to coincide with the Consolidated Plan (CP) process. During development of the 2020-24 CP, and to satisfy recommendations outlined in the city's 2023 AAP and its Fair Housing Narrative Statement (FHNS), the City took, or was prepared to take, the following actions when required (also see FHEO Activity Table following):

- Fair Housing educational and outreach activities through public service announcements to ensure a greater distribution of bilingual materials. Source of Funds: CDBG – Administrative and City of Bryan Public Communication General Funds.
- Rehabilitation and reconstruction programs and worked to identify areas where the City's Capital Improvements funding could be leveraged with federal funds. Source of Funds: CDBG – Administrative and project funds.
- Marketed housing rehabilitation and reconstruction programs. Source of Funds: CDBG – Administrative funds, and City of Bryan Public Communication General Funds.
- Reviewed/evaluated advertising for housing providers, lenders, and insurers and, as needed, provided recommendations on satisfying fair housing regulations. Source of Funds: CDBG – Administrative funds.
- Fair housing educational and outreach activities targeted toward housing providers, lenders, and insurers. Source of Funds: CDBG – Administrative funds.
- Fair housing educational and outreach activities targeted toward City of Bryan residents through public workshops. Source of Funds: CDBG – Administrative funds.
- Monitor case law in relation to zoning classification. Source of Funds: CDBG – Administrative funds.
- Monitor proposed changes to City ordinances regarding conflict with fair housing laws. Source of Funds: CDBG – Administrative funds.
- Monitor Mortgage Disclosures rules on affordable housing issues. Source of Funds: CDBG – Administrative funds.
- Counseled and provided referrals to HUD Certified Housing Counseling Agencies of minority Down-payment Assistance applicants. Source of Funds: Administrative funds, and HOME housing project funds (Down-payment Assistance).
- Promoted Homebuyer Counseling to minority applicants. Source of Funds: CDBG – Administrative funds.

CDBG funding of Fair Housing activities by others - The City of Bryan accepts applications for CDBG funding from eligible public service agencies, including agencies working to further fair housing.

In-kind contributions in support of Fair Housing - The following are in-kind contributions in support of fair housing provided by the City of Bryan (also see following FHEO Activity Table):

- Webpage link to U.S. Department of HUD fair housing information.
- Display of the Fair Housing Logo prominently in office, on reports, and on promotional materials.
- Technical assistance to public and private affordable housing advocates and agencies.
- Utilization of Affirmative Marketing Policies in program efforts and in non-city partnerships.
- Staff encouragement of lender use of non-traditional client loan qualifying and loan products.
- City provided bilingual staff in to assist applicants and in marketing efforts.
- Public workshops that also provide guidance on fair housing information.

DATE	OUTREACH EFFORT / EVENT	AVAILABLE TO:	MEDIA or VENUE
Available 24/7 online	Online FHEO information, local ordinance, and addresses, phone numbers, and email links to HUD and Texas Workforce complaint offices	Public	https://www.bryantx.gov/community-development/
3/1/2024	Spanish Public Hearing Notice Legal Advertisements Referencing FHEO Info	Public	<i>Bryan-College Station La Voz Hispana Newspaper</i>
3/7/2024	English Public Hearing Notice Legal Advertisements Referencing FHEO Info	Public	<i>Bryan-College Station Eagle Newspaper</i>
Mar. 2024	Public Hearing Notice Referencing FHEO Info	Public	https://www.bryantx.gov/community-development/
Mar. 2024	Public Service Announcement through <i>United Way's Texas-211</i> Referencing FHEO Info	Texas-211 Subscribers	Texas-211 Network and email subscribers
Mar. 2024	Public Service Announcement through <i>Community Partnership Board (CPB)</i> Referencing FHEO Info	CPB Agencies	CPB Network and email subscribers
Mar. 2024	Multiple city & global social media sites – English Referencing 2024 AAP Hearings and FHEO info	Public	https://www.bryantx.gov/
Mar. 2024	Multiple city & global social media sites – Spanish Referencing 2024 AAP Hearings and FHEO info	Public	https://www.bryantx.gov/
Feb. – Mar. 2024	Online Needs Survey published on multiple sites requesting, among other needs, input on FHEO	Public	https://www.surveymonkey.com/r/BryanNeeds24
3/21/2024	CDAC Public Hearing on 2024 Annual Action Plan and Fair Housing and Affirmative Marketing	Public	Bryan Municipal Building
4/2/2024	Contractor Orientation – FHEO / Section 3 info packets provided	Developers/ Contractors	City of Bryan municipal building
5/30/2024	English Public Hearing Notice Legal Advertisements Referencing FHEO Info	Public	<i>Bryan-College Station Eagle Newspaper</i>
6/7/2024	Spanish Public Hearing Notice Legal Advertisements Referencing FHEO Info	Public	<i>Bryan-College Station La Voz Hispana Newspaper</i>
May/June 2024	Public Hearing Notices in English and Spanish Referencing FHEO Info	Public	https://www.bryantx.gov/community-development/

May/June 2024	AAP and FHEO references on public outreach: City links to eNews, social media, etc.	Public	https://www.bryantx.gov/
6/13/2024	CDAC Public Hearing on 2024 Annual Action Plan and Fair Housing and Affirmative Marketing	Public	Bryan Municipal Building
9/12/2024	Public Workshop – Path to Homeownership	Public	Clara B. Mounce Public Library

CR-40 - Monitoring 91.220 and 91.230

Evaluate the jurisdiction’s progress in meeting its specific objectives for reducing and ending homelessness through:

Describe the standards and procedures used to monitor activities carried out in furtherance of the plan and used to ensure long-term compliance with requirements of the programs involved, including minority business outreach and the comprehensive planning requirements

The City of Bryan’s Community Development Department monitors programs and activities to ensure compliance with city/state/federal regulations and policies. Monitoring ensures proper program performance, financial performance, and regulatory compliance in accordance with HUD regulations and other related Federal requirements. Monitoring focuses on the following areas - financial, environmental, and programmatic. Recently, the City revised policies and procedures to address these requirements, including Build America Buy America, extension policies, tracking system process to ensure compliance of the four year completion date, timely draw process, technical assistance policy for property conversion (owner occupied to rental), Community Housing Development Organizations (CHDO) capacity to provide evidence of development experience, underwriter review, developer capacity assessment, and neighborhood market conditions policies/procedures. City monitoring efforts focus on the following areas: Sub-recipient Monitoring; Section 3 Compliance; Labor Standards, and; Anti-displacement and Relocation Compliance.

For a detail outline of City monitoring policies, see "[Program Monitoring Standards and Procedures](#)" listed in the Attachments section of the 2023 Consolidated Annual Performance and Evaluation Report.

Describe the efforts to provide citizens with reasonable notice and an opportunity to comment on performance reports.

The public comment period for the 2023 Consolidated Annual Performance and Evaluation Report (CAPER) was announced by a public notice in Bryan’s *La Voz Hispana* in Spanish on November 15, 2024, and an English version in the *Bryan/College Station Eagle* on November 30, 2024 (see notices and affidavit of publication in Attachment 5). The fifteen-day public comment period began on December 2, 2024 and lasted through December 17, 2023, during which a copy of the 2023 CAPER was made available for review at the City of Bryan’s Community Development Office, 1803 Greenfield Plaza in Bryan during regular office hours of 8:00 A.M. - 5:00 P.M. Copies were also available during regular office hours of 8:00 A.M. - 5:00 P.M. at the City of Bryan’s City Secretary’s Office, 300 S. Texas Ave. in Bryan, and at the Clara B. Mounce Public Library, 201 E. 26th Street in Bryan during the library’s regularly scheduled hours. During this public comment period, written, emailed, or verbal comments related to the 2023 CAPER were accepted. There were no comments received during the public comment period.

CR-45 - CDBG 91.520(c)

Specify the nature of, and reasons for, any changes in the jurisdiction’s program objectives and indications of how the jurisdiction would change its programs as a result of its experiences.

The City of Bryan made no changes to its CDBG/HOME program objectives in PY2023. Most major goals for the current Consolidated Plan (CP) are on target, and the jurisdiction's evaluation of current CP strategies suggests that goals and objectives outlined in the CP remain relevant and appropriate to identified local needs as compared to programs and services available locally. Housing programs addressing units needing major and minor renovation continued to be productive, and public service programs, again, served large numbers of lower-income citizens with various needs. One CP goal not achieving the anticipated numbers is homebuyer assistance. Notably, the Homebuyer Assistance program is behind schedule, lagging its CP goal. Barriers in the homebuyer program include rising home prices and higher insurance costs, which reflect the dramatic rise in replacement construction costs. Also, property tax appraisal assessment increases have contributed to a substantial rise in escrow expenses to potential homebuyers. Another limiting factor is a continuing supply restriction. These market conditions reflect a decline in effective demand by homebuyers. Regulatory barriers include HUD HOME maximum value limits and program income limits, which have not kept pace with rapidly increasing sales prices locally. Only large households earning near the top of the income range can feasibly afford a home in the current market. The jurisdiction's advisory committee, city council, and program staff regularly review and evaluate program appropriateness and effectiveness. These reviews and evaluations will continue in upcoming program years.

Does this Jurisdiction have any open Brownfields Economic Development Initiative (BEDI) grants?

No

[BEDI grantees] Describe accomplishments and program outcomes during the last year.

Not Applicable

CR-50 - HOME 24 CFR 91.520(d)

Include the results of on-site inspections of affordable rental housing assisted under the program to determine compliance with housing codes and other applicable regulations.

Please list those projects that should have been inspected on-site this program year based upon the schedule in §92.504(d). Indicate which of these were inspected and a summary of issues that were detected during the inspection. For those that were not inspected, please indicate the reason and how you will remedy the situation.

The HOME regulations at 24 CFR 92.504(d) require that on-site inspections must occur within 12 months after project completion and at least once every 3 years thereafter during the period of affordability. The City of Bryan has provided HOME assistance for the construction of 15 affordable rental projects which are still within their affordability periods. Of these 15 units, two units are due for inspections, with one being completed and the other currently scheduled. 609 W 15th was due for inspection on 12/3/24 and is scheduled to be inspected by 12/30/24. 705 E. Pruitt was due for an inspection on 8/23/24 and underwent a partial inspection on 9/30/24. A full inspection was completed on 12/20/24, where the unit passed the final inspection. Delays in completing inspections were attributed to scheduling conflicts with landlords and tenants. As of this report, the remaining 13 rental projects are not due for, nor delinquent on the required on-site inspections. Twelve inspections are due in 2025, where the city will utilize the new NSPIRE inspection protocol.

An assessment of the jurisdiction's affirmative marketing actions for HOME units. 91.520(e) and 92.351(a)

The Participating Jurisdiction ensures that all HOME funded developments are affirmatively marketed in accordance with its Affirmative Fair Housing Marketing Plan, Affirmative Marketing Policy, and Implementing Procedures (see full Plan in the Attachments to this report). In accordance with Section 92.351 of the Home Program, and in furtherance of the City of Bryan's commitment to non-discrimination and equal opportunity in housing, the City has established procedures to affirmatively market units constructed or rehabilitated through the City's affordable housing programs. Owners, builders and developers offering properties assisted by the City of Bryan Community Development Department are required to comply with the City's affirmative marketing requirement on all units sold or leased under the program.

It is the position of the City of Bryan that individuals of similar economic levels in the same housing market area should have available to them a like range of housing choices regardless of their race, color, religion, sex, disability, familial status, age, and national origin. The City of Bryan is committed to the goals of affirmative marketing which was implemented through the Community Development Department's

Affordable Housing Assistance Programs. These goals are achieved through the following procedures:

- Informing the public, potential tenants, and owners about Federal Fair Housing Laws and Affirmative Marketing Policies
- Inform persons of all racial, ethnic and gender groups of unit availability
- Attract and solicit applications for assistance from persons not likely to apply without special outreach
- Record Keeping
- Assessment and Corrective Actions

Affirmative Marketing Techniques

The City advertises and promotes housing programs in both Spanish and English in multiple media venues (television, radio, online surveys; websites; and social media platforms). Habitat's homeownership programs also use a variety of affirmative marketing methods to promote program availability, to include: project signage, news article placement in the local newspaper and TV, and sponsorship of many community events and service projects. The HOME-assisted affordable rental unit that was funded by the City's HOME funding and will be built by the local CHDO (Elder-Aid). Bryan funded CHDO units developed by Elder-Aid are available to HOME eligible senior citizens of all races, ethnicities, and genders. Affirmative marketing is utilized while making these properties available for lease.

Community Development programmatic efforts also included housing reconstruction and minor housing repair assistance. Program outreach efforts in PY2023 included providing program, grant, and fair housing information through multiple venues, including: radio and TV; CDAC Public Hearings; Online Survey on CD Programs and Fair Housing; PSA Notices to Texas-211 including Fair Housing Info; hosting a Contractors Breakfast, Community Development Week celebration events; developer technical assistance, educational workshops, maintaining a supply of applications at the public library, and other efforts and venues listed in the FHEO Table under Section CR-35 of this report.

Data on the amount and use of program income for projects, including the number of projects and owner and tenant characteristics

In PY2023, HOME funds were allocated for Home Owner Housing Assistance activities, Down-payment Assistance activities, CHDO affordable housing development, and administration. In this reporting period, the City utilized HOME grant allocations and program income to fund programs addressing local affordable housing needs, to include the following completed project totals:

Home Owner Housing Assistance - 1 household (HUD activity 1140) was provided major housing reconstruction, but was not closed during this program year (current and/or prior year's funding and \$39,740.53 of program income utilized). HUD activity 1147 is nearing completion, and approximately \$66,908.14 of program income has been used to date. Both home owners identify as Black/African American, Non-Hispanic.

Other actions taken to foster and maintain affordable housing. 24 CFR 91.220(k) (STATES ONLY: Including the coordination of LIHTC with the development of affordable housing). 24 CFR 91.320(j)

The City worked to preserve and maintain affordable housing per the 2020-24 CP and coordinated with local partners to: reduce isolation of income groups by decentralizing housing opportunities and revitalizing deteriorating neighborhoods; expand the supply of decent, safe and affordable housing through the rehabilitation of existing residential property; conserve energy resources by providing weatherization technical assistance to low- to moderate-income persons; expand home ownership opportunities for very low, low and moderate-income persons; and provide housing and supportive services for special needs populations. HOME funds were available for use to address these needs and those identified in the 2020-24 CP through the following activities:

Housing Infrastructure/Re-development Assistance - Technical assistance to private developers building single-family residential units.

Home Owner Housing Assistance - Rehabilitation or reconstruction of substandard, low-income owner occupied homes.

Down-payment Assistance - Closing cost; down-payment, counseling, and technical assistance for homebuyers, to include Habitat for Humanity clients.

New Housing Construction Assistance - Assistance to developers of affordable housing including CHDO and Habitat projects, senior/special needs housing,

Voluntary Acquisition – Assistance in the identification and acquisition of property that can be used for future development of affordable housing.

In PY2023 HOME funds leveraged an estimated \$117,981 from private funds and program income (contributed and/or borrowed, etc.). The City also continued to partner and support local non-profit housing and service providers to improve the quality, quantity, and availability of affordable housing stock locally, including: Bryan Housing Authority (subsidized units); Brazos Valley Council of Governments (Housing Choice Vouchers); Habitat for Humanity (homeownership opportunities); Elder-Aid (affordable senior housing); Brazos Valley Affordable Housing Corporation (various housing programs); local CHDOs, and other public and private housing developers. City staff participated in in the Brazos Valley Homeless Coalition and Home Builders Association and more. All of these organizations focus on expanding access to housing for those in the community.

CR-58 - Section 3

Narrative

The City of Bryan did not undertake any activities covered by Section 3 regulations in PY2023.



U.S. Department of Housing and Urban Development
 Office of Community Planning and Development
 Integrated Disbursement and Information System
 CDBG Activity Summary Report (GPR) for Program Year 2023
 BRYAN

Date: 16-Dec-2024
 Time: 16:32
 Page: 7

PGM Year: 2021
Project: 0001 - Owner Housing Assistance - Rehab / Demo / Homebuyer - CDBG
IDIS Activity: 1119 - CDBG Housing Assistance Program
Status: Open
Location: 1803 Greenfield Plz Bryan, TX 77802-3409
Objective: Provide decent affordable housing
Outcome: Affordability
Matrix Code: Rehab; Single-Unit Residential (14A) **National Objective:** LMH

Activity to prevent, prepare for, and respond to Coronavirus: No

Initial Funding Date: 02/10/2022

Description:

Addresses the Housing Priority Needs of Rehabilitation of Owner-occupied Units and/or Acquisition of existing units with Down Payment Assistance. While funded by CDBG, clients contribute to project costs. Funds will provide a minimum of 21 households housing assistance in a variety of ways, to include: housing replacement, handicap accessibility, minor repair, voluntary demolition, homebuyer assistance, staff program delivery, and other costs necessary to carry out program activities (Potential Objectives/Outcomes: Decent Housing/Availability, Accessibility, Affordability, Sustainability)

Financing

	Fund Type	Grant Year	Grant	Funded Amount	Drawn In Program Year	Drawn Thru Program Year
CDBG	EN	2021	B21MC480006	\$392,667.38	\$35,555.33	\$212,952.55
	PI			\$62,887.62	\$25,708.09	\$62,887.62
Total	Total			\$455,555.00	\$61,263.42	\$275,840.17

Proposed Accomplishments

Housing Units : 20

Actual Accomplishments

Number assisted:

	Owner		Renter		Total		Person	
	Total	Hispanic	Total	Hispanic	Total	Hispanic	Total	Hispanic
White:	3	1	0	0	3	1	0	0
Black/African American:	20	0	0	0	20	0	0	0
Asian:	0	0	0	0	0	0	0	0
American Indian/Alaskan Native:	0	0	0	0	0	0	0	0
Native Hawaiian/Other Pacific Islander:	0	0	0	0	0	0	0	0
American Indian/Alaskan Native & White:	0	0	0	0	0	0	0	0
Asian White:	0	0	0	0	0	0	0	0
Black/African American & White:	0	0	0	0	0	0	0	0
American Indian/Alaskan Native & Black/African American:	0	0	0	0	0	0	0	0
Other multi-racial:	0	0	0	0	0	0	0	0



U.S. Department of Housing and Urban Development
 Office of Community Planning and Development
 Integrated Disbursement and Information System
 CDBG Activity Summary Report (GPR) for Program Year 2023
 BRYAN

Date: 16-Dec-2024
 Time: 16:32
 Page: 8

Asian/Pacific Islander:	0	0	0	0	0	0	0	0
Hispanic:	0	0	0	0	0	0	0	0
Total:	23	1	0	0	23	1	0	0

Female-headed Households: 17 0 17

Income Category:

	Owner	Renter	Total	Person
Extremely Low	13	0	13	0
Low Mod	5	0	5	0
Moderate	5	0	5	0
Non Low Moderate	0	0	0	0
Total	23	0	23	0
Percent Low/Mod	100.0%		100.0%	

Annual Accomplishments

Years	Accomplishment Narrative	# Benefitting
2021	The minor repair program provides eligible households up to \$5000 in most cases, or more, up to \$10,000 if lead based paint requirements are met, for health and safety issues for home-owner occupied homes. This activity #1119 served 23 households in Program Year 2021. A total of 58 households received minor repair assistance this program year (see also IDIS #1088). Each household was determined eligible after an application process which included verification of ownership, taxes paid or on a payment plan and household income verification. The City contracts with contractors (3 phone and/or email bids taken), follow up is done during and after the project by staff. The client signs off on work to be done and work completed before payment is made to the contractor.	
2022	The minor repair program provides eligible households up to \$5000 in most cases, or more, up to \$10,000 if lead based paint requirements are met, for health and safety issues for home-owner occupied homes. This activity #1119 served 13 households in Program Year 2022. A total of 19 households received minor repair assistance (see also IDIS #1138). Each household was determined eligible after an application process which included verification of ownership, taxes paid or on a payment plan and household income verification. The City contracts with contractors (3 phone and/or email bids taken), follow up is done during and after the project by staff. The client signs off on work to be done and work completed before payment is made to the contractor.	
2023	The minor repair program provides eligible households up to \$5000 in most cases, or more, up to \$10,000 if lead based paint requirements are met, for health and safety issues for home-owner occupied homes. This activity #1119 served seven (7) households in Program Year 2023. In the current 2023 program year, the minor repair program provided 35 owner occupied homes minor repairs (please see also HUD activity 1138.) Each household was determined eligible after an application process which included verification of ownership, taxes paid or on a payment plan and household income verification. The City contracts with contractors (3 phone and/or email bids taken), follow up is done during and after the project by staff. The client signs off on work to be done and work completed before payment is made to the contractor.	



U.S. Department of Housing and Urban Development
 Office of Community Planning and Development
 Integrated Disbursement and Information System
 CDBG Activity Summary Report (GPR) for Program Year 2023
 BRYAN

Date: 16-Dec-2024
 Time: 16:32
 Page: 9

PGM Year:	2021		
Project:	0001 - Owner Housing Assistance - Rehab / Demo / Homebuyer - CDBG		
IDIS Activity:	1135 - CDDM12 - Volunteer Demolition		
Status:	Completed 10/3/2023 12:00:00 AM	Objective:	Create suitable living environments
Location:	1500 Wellington Ave Bryan, TX 77803-1752	Outcome:	Sustainability
		Matrix Code:	Clearance and Demolition (04) National Objective: SBS

Activity to prevent, prepare for, and respond to Coronavirus: No

Initial Funding Date: 09/16/2022

Description:

CDBG Voluntary Demolition Program - project consists of demolition and site grading improvement of the existing dilapidated, single family structure and surrounding property soils surfaces.

Subject to 104(d) one-for-one replacement, designated 1609 Mervin's Run.

Financing

	Fund Type	Grant Year	Grant	Funded Amount	Drawn In Program Year	Drawn Thru Program Year
CDBG	EN	2021	B21MC480006	\$20,162.00	\$0.00	\$20,162.00
Total	Total			\$20,162.00	\$0.00	\$20,162.00

Proposed Accomplishments

Housing Units : 1

Annual Accomplishments

Years	Accomplishment Narrative	# Benefiting
2021	This activity provided for one demolition of a dilapidated vacant property within the Bryan city limits. The property owner was determined to be income and otherwise-eligible through the application process, and was provided a demolition grant as a low and moderate income household. The removal of the structure allows for a cleared lot to facilitate future redevelopment of the property, and for the removal of a dilapidated, dangerous structure. The designated Section 104(d) replacement unit is located at 1609 Mervin's Run (4 bedroom) constructed by the local Habitat for Humanity affiliate 2/10/2022.	



U.S. Department of Housing and Urban Development
 Office of Community Planning and Development
 Integrated Disbursement and Information System
 CDBG Activity Summary Report (GPR) for Program Year 2023
 BRYAN

Date: 16-Dec-2024
 Time: 16:32
 Page: 10

PGM Year: 2022
Project: 0001 - Owner Housing Assistance - Rehab / Demo / Homebuyer - CDBG
IDIS Activity: 1138 - CDBG Housing Assistance Program
Status: Open
Location: 1803 Greenfield Plz Bryan, TX 77802-3409
Objective: Provide decent affordable housing
Outcome: Affordability
Matrix Code: Rehab; Single-Unit Residential (14A) **National Objective:** LMH

Activity to prevent, prepare for, and respond to Coronavirus: No

Initial Funding Date: 02/02/2023

Description:

Addresses the Housing Priority Needs of Rehabilitation of Owner-occupied Units and/or Acquisition of existing units, Down-payment Assistance. While funded by CDBG, clients contribute to project costs. Funds will provide a minimum of 21 households housing assistance in a variety of ways, to include: housing replacement, handicap accessibility, minor repair, voluntary demolition, homebuyer assistance, staff program delivery, and other costs necessary to carry out program activities (Potential Objectives/Outcomes: Decent Housing Availability, Accessibility, Affordability, Sustainability)

Financing

	Fund Type	Grant Year	Grant	Funded Amount	Drawn In Program Year	Drawn Thru Program Year
CDBG	EN	2022	B22MC480006	\$546,985.00	\$244,434.51	\$317,496.01
	PI			\$27,135.79	\$17,886.20	\$27,135.79
Total	Total			\$574,120.79	\$262,320.71	\$344,631.80

Proposed Accomplishments

Housing Units : 20

Actual Accomplishments

Number assisted:

	Owner		Renter		Total		Person	
	Total	Hispanic	Total	Hispanic	Total	Hispanic	Total	Hispanic
White:	9	6	0	0	9	6	0	0
Black/African American:	19	0	0	0	19	0	0	0
Asian:	0	0	0	0	0	0	0	0
American Indian/Alaskan Native:	0	0	0	0	0	0	0	0
Native Hawaiian/Other Pacific Islander:	0	0	0	0	0	0	0	0
American Indian/Alaskan Native & White:	0	0	0	0	0	0	0	0
Asian White:	0	0	0	0	0	0	0	0
Black/African American & White:	0	0	0	0	0	0	0	0
American Indian/Alaskan Native & Black/African American:	0	0	0	0	0	0	0	0
Other multi-racial:	0	0	0	0	0	0	0	0



U.S. Department of Housing and Urban Development
 Office of Community Planning and Development
 Integrated Disbursement and Information System
 CDBG Activity Summary Report (GPR) for Program Year 2023
 BRYAN

Date: 16-Dec-2024
 Time: 16:32
 Page: 11

Asian/Pacific Islander:	0	0	0	0	0	0	0	0
Hispanic:	0	0	0	0	0	0	0	0
Total:	28	6	0	0	28	6	0	0

Female-headed Households: 21 0 21

Income Category:

	Owner	Renter	Total	Person
Extremely Low	10	0	10	0
Low Mod	9	0	9	0
Moderate	9	0	9	0
Non Low Moderate	0	0	0	0
Total	28	0	28	0
Percent Low/Mod	100.0%		100.0%	

Annual Accomplishments

Years	Accomplishment Narrative	# Benefiting
2022	The minor repair program provides eligible households up to \$5000 in most cases, or more, up to \$10,000 if lead based paint requirements are met, for health and safety issues for home-owner occupied homes. This activity #1138 served 6 households in Program Year 2022 (total of 18 households, see IDIS #1119). Each household was determined eligible after an application process which included verification of ownership, taxes paid or on a payment plan and household income verification. The City contracts with contractors (3 phone and/or email bids taken), follow up is done during and after the project by staff. The client signs off on work to be done and work completed before payment is made to the contractor.	
2023	The minor repair program provides eligible households up to \$5000 in most cases, or more, up to \$10,000 if lead based paint requirements are met, for health and safety issues for home-owner occupied homes. This activity #1138 served 28 households in Program Year 2023. In the current 2023 program year, the minor repair program provided 35 owner occupied homes minor repairs (please see also HUD activity 1119.) Each household was determined eligible after an application process which included verification of ownership, taxes paid or on a payment plan and household income verification. The City contracts with contractors (3 phone and/or email bids taken), follow up is done during and after the project by staff. The client signs off on work to be done and work completed before payment is made to the contractor.	



U.S. Department of Housing and Urban Development
 Office of Community Planning and Development
 Integrated Disbursement and Information System
 CDBG Activity Summary Report (GPR) for Program Year 2023
 BRYAN

Date: 16-Dec-2024
 Time: 16:32
 Page: 12

PGM Year: 2022
Project: 0008 - Program Administration: Grant Compliance - CDBG
IDIS Activity: 1141 - 2022 CDBG Administration
Status: Completed 2/5/2024 2:57:43 PM
Location: ,
Objective:
Outcome:
Matrix Code: General Program Administration (21A) **National Objective:**

Activity to prevent, prepare for, and respond to Coronavirus: No

Initial Funding Date: 02/06/2023

Description:

Addresses the goal of Program Administration and Grant Compliance of CDBG programs.
 Providing for expenditures to management the CDBG and HOME program including salary and benefits, administrative supplies, etc.
 (Potential Objectives/Outcomes: Decent Housing & Suitable Living Environment/Availability, Accessibility, Affordability, Sustainability).

Financing

	Fund Type	Grant Year	Grant	Funded Amount	Drawn In Program Year	Drawn Thru Program Year
CDBG	EN	2022	B22MC480006	\$168,302.00	\$0.00	\$168,302.00
Total	Total			\$168,302.00	\$0.00	\$168,302.00

Proposed Accomplishments

Actual Accomplishments

Number assisted:

	Owner		Renter		Total		Person	
	Total	Hispanic	Total	Hispanic	Total	Hispanic	Total	Hispanic
White:					0	0		
Black/African American:					0	0		
Asian:					0	0		
American Indian/Alaskan Native:					0	0		
Native Hawaiian/Other Pacific Islander:					0	0		
American Indian/Alaskan Native & White:					0	0		
Asian White:					0	0		
Black/African American & White:					0	0		
American Indian/Alaskan Native & Black/African American:					0	0		
Other multi-racial:					0	0		
Asian/Pacific Islander:					0	0		
Hispanic:					0	0		
Total:	0	0	0	0	0	0	0	0



U.S. Department of Housing and Urban Development
Office of Community Planning and Development
Integrated Disbursement and Information System
CDBG Activity Summary Report (GPR) for Program Year 2023
BRYAN

Date: 16-Dec-2024
Time: 16:32
Page: 13

Female-headed Households:

0

Income Category:

	Owner	Renter	Total	Person
Extremely Low			0	
Low Mod			0	
Moderate			0	
Non Low Moderate			0	
Total	0	0	0	0
Percent Low/Mod				

Annual Accomplishments

No data returned for this view. This might be because the applied filter excludes all data.



U.S. Department of Housing and Urban Development
 Office of Community Planning and Development
 Integrated Disbursement and Information System
 CDBG Activity Summary Report (GPR) for Program Year 2023
 BRYAN

Date: 16-Dec-2024
 Time: 16:32
 Page: 14

PGM Year: 2022
Project: 0001 - Owner Housing Assistance - Rehab / Demo / Homebuyer - CDBG
IDIS Activity: 1142 - Catholic Charities Financial Stability Program
Status: Completed 11/28/2023 12:00:00 AM
Location: 1410 Cavitt Ave Bryan, TX 77801-1201
Objective: Create suitable living environments
Outcome: Availability/accessibility
Matrix Code: Subsistence Payment (05Q) **National Objective:** LMC

Activity to prevent, prepare for, and respond to Coronavirus: No

Initial Funding Date: 02/06/2023

Description:

The Catholic Charities Financial Stability program provides direct client assistance (rent and utility assistance, referrals, and education) for financial stability and case management. Additionally, Catholic Charities was awarded \$10,000 (re-allocated from canceled IDIS #1145) to provide additional direct assistance, case management, and partial staff cost to serve a total of 483 unduplicated clients.

Financing

	Fund Type	Grant Year	Grant	Funded Amount	Drawn In Program Year	Drawn Thru Program Year
CDBG	EN	2022	B22MC480006	\$41,168.00	\$0.00	\$41,168.00
Total	Total			\$41,168.00	\$0.00	\$41,168.00

Proposed Accomplishments

People (General) : 483

Actual Accomplishments

Number assisted:

	Owner		Renter		Total		Person	
	Total	Hispanic	Total	Hispanic	Total	Hispanic	Total	Hispanic
White:	0	0	0	0	0	0	181	97
Black/African American:	0	0	0	0	0	0	270	14
Asian:	0	0	0	0	0	0	0	0
American Indian/Alaskan Native:	0	0	0	0	0	0	1	1
Native Hawaiian/Other Pacific Islander:	0	0	0	0	0	0	0	0
American Indian/Alaskan Native & White:	0	0	0	0	0	0	0	0
Asian White:	0	0	0	0	0	0	0	0
Black/African American & White:	0	0	0	0	0	0	28	7
American Indian/Alaskan Native & Black/African American:	0	0	0	0	0	0	0	0
Other multi-racial:	0	0	0	0	0	0	3	1
Asian/Pacific Islander:	0	0	0	0	0	0	0	0
Hispanic:	0	0	0	0	0	0	0	0



U.S. Department of Housing and Urban Development
 Office of Community Planning and Development
 Integrated Disbursement and Information System
 CDBG Activity Summary Report (GPR) for Program Year 2023
 BRYAN

Date: 16-Dec-2024
 Time: 16:32
 Page: 15

Total:	0	0	0	0	0	0	483	120	
Female-headed Households:	0		0		0				
<i>Income Category:</i>									
	Owner	Renter	Total						Person
Extremely Low	0	0	0						147
Low Mod	0	0	0						78
Moderate	0	0	0						27
Non Low Moderate	0	0	0						231
Total	0	0	0						483
Percent Low/Mod									52.2%

Annual Accomplishments

Years	Accomplishment Narrative	# Benefiting
2022	The Catholic Charities Financial stability program provided direct client assistance (rent and utility assistance, referrals, and education) for direct financial stability and case management (\$31,168). Additionally, Catholic Charities was awarded \$10,000 (re-allocated from canceled IDIS #1145) to provide additional direct assistance, case management, and partial staff cost to serve a total of 483 unduplicated clients.	



U.S. Department of Housing and Urban Development
 Office of Community Planning and Development
 Integrated Disbursement and Information System
 CDBG Activity Summary Report (GPR) for Program Year 2023
 BRYAN

Date: 16-Dec-2024
 Time: 16:32
 Page: 16

PGM Year: 2022
Project: 0005 - Public Services: Project Unity dba Unity Partners Poverty Reduction Initiative Program - CDBG
IDIS Activity: 1143 - Unity Partners dba Project Unity Poverty Reduction Initiative
Status: Completed 11/28/2023 12:00:00 AM
Location: 4001 E 29th St Bryan, TX 77802-4226
Objective: Create suitable living environments
Outcome: Availability/accessibility
Matrix Code: Other Public Services Not Listed in 05A-05Y, 03T (05Z) **National Objective:** LMC

Activity to prevent, prepare for, and respond to Coronavirus: No

Initial Funding Date: 02/06/2023

Description:

Project Unity's poverty reduction initiative program provides salary and fringe benefit costs for the Family Support Facilitator (\$31,175). This program helps families prevent child neglect by breaking cycle of poverty caused by family dysfunction, under-employment and poor parenting. Additionally, Project Unity was awarded \$20,000 (re-allocated from canceled IDIS #1145) to provide a Job Training Employment Program Certification Course to be taken online with the U.S. Career Institute and a Facility Maintenance Course in cooperation with Blinn College to provide for targeted employment opportunities for individuals who are identified as low-income youth up to age twenty-four (24) who are at risk of becoming dependent upon public assistance. The program will provide services through CDBG funding and other resources to purchase laptop computers to be loaned to the clients to access the courses. These program served 331 unduplicated clients.

Financing

	Fund Type	Grant Year	Grant	Funded Amount	Drawn In Program Year	Drawn Thru Program Year
CDBG	EN	2022	B22MC480006	\$51,175.00	\$0.00	\$51,175.00
Total	Total			\$51,175.00	\$0.00	\$51,175.00

Proposed Accomplishments

People (General) : 331

Actual Accomplishments

Number assisted:

	Owner		Renter		Total		Person	
	Total	Hispanic	Total	Hispanic	Total	Hispanic	Total	Hispanic
White:	0	0	0	0	0	0	70	41
Black/African American:	0	0	0	0	0	0	218	4
Asian:	0	0	0	0	0	0	0	0
American Indian/Alaskan Native:	0	0	0	0	0	0	0	0
Native Hawaiian/Other Pacific Islander:	0	0	0	0	0	0	0	0
American Indian/Alaskan Native & White:	0	0	0	0	0	0	0	0
Asian White:	0	0	0	0	0	0	0	0
Black/African American & White:	0	0	0	0	0	0	34	5



U.S. Department of Housing and Urban Development
 Office of Community Planning and Development
 Integrated Disbursement and Information System
 CDBG Activity Summary Report (GPR) for Program Year 2023
 BRYAN

Date: 16-Dec-2024
 Time: 16:32
 Page: 17

American Indian/Alaskan Native & Black/African American:	0	0	0	0	0	0	1	0
Other multi-racial:	0	0	0	0	0	0	8	5
Asian/Pacific Islander:	0	0	0	0	0	0	0	0
Hispanic:	0	0	0	0	0	0	0	0
Total:	0	0	0	0	0	0	331	55
Female-headed Households:	0		0		0			

<i>Income Category:</i>				
	Owner	Renter	Total	Person
Extremely Low	0	0	0	240
Low Mod	0	0	0	82
Moderate	0	0	0	9
Non Low Moderate	0	0	0	0
Total	0	0	0	331
Percent Low/Mod				100.0%

Annual Accomplishments

<u>Years</u>	<u>Accomplishment Narrative</u>	<u># Benefitting</u>
2022	Project Unity's poverty reduction initiative program (\$31,175) provided salary and fringe benefit costs for the Family Support Facilitator. This program helps families prevent child neglect by breaking cycle of poverty caused by family dysfunction, under-employment and poor parenting. Additionally, Project Unity was awarded \$20,000 (re-allocated from canceled IDIS #1145) to provide a Job Training Employment Program Certification Course to be taken online with the U.S. Career Institute and a Facility Maintenance Course in cooperation with Blinn College to provide for targeted employment opportunities for individuals who are identified as low-income youth up to age twenty-four (24) who are at risk of becoming dependent upon public assistance. The program will provide services through CDBG funding and other resources to purchase laptop computers to be loaned to the clients to access the courses. These programs served a total of 331 unduplicated clients.	



U.S. Department of Housing and Urban Development
 Office of Community Planning and Development
 Integrated Disbursement and Information System
 CDBG Activity Summary Report (GPR) for Program Year 2023
 BRYAN

Date: 16-Dec-2024
 Time: 16:32
 Page: 18

PGM Year: 2022
Project: 0006 - Public Services: A Home Base for Transitioning Foster Youth, dba Unlimited Potential - CDBG
IDIS Activity: 1144 - UP Transitioning Foster Youth
Status: Completed 11/29/2023 12:00:00 AM
Location: 3708 E 29th St Bryan, TX 77802-3901
Objective: Create suitable living environments
Outcome: Availability/accessibility
Matrix Code: Youth Services (05D) **National Objective:** LMC

Activity to prevent, prepare for, and respond to Coronavirus: No

Initial Funding Date: 02/06/2023

Description:

This program, A Home Base for Transitioning Foster Youth, dba Unlimited Potential, provides for life skills training, resource center, and mentoring to former foster youth to provide resources and case management to at risk youth to become fully independent young adults. The program addresses areas of needs including financial stability resources, housing choices and availability, educational resources, and more.

Financing

	Fund Type	Grant Year	Grant	Funded Amount	Drawn In Program Year	Drawn Thru Program Year
CDBG	EN	2022	B22MC480006	\$33,884.00	\$0.00	\$33,884.00
Total	Total			\$33,884.00	\$0.00	\$33,884.00

Proposed Accomplishments

People (General) : 38

Actual Accomplishments

Number assisted:

	Owner		Renter		Total		Person	
	Total	Hispanic	Total	Hispanic	Total	Hispanic	Total	Hispanic
White:	0	0	0	0	0	0	11	7
Black/African American:	0	0	0	0	0	0	19	0
Asian:	0	0	0	0	0	0	1	1
American Indian/Alaskan Native:	0	0	0	0	0	0	3	2
Native Hawaiian/Other Pacific Islander:	0	0	0	0	0	0	0	0
American Indian/Alaskan Native & White:	0	0	0	0	0	0	0	0
Asian White:	0	0	0	0	0	0	0	0
Black/African American & White:	0	0	0	0	0	0	2	1
American Indian/Alaskan Native & Black/African American:	0	0	0	0	0	0	1	0
Other multi-racial:	0	0	0	0	0	0	1	0
Asian/Pacific Islander:	0	0	0	0	0	0	0	0
Hispanic:	0	0	0	0	0	0	0	0



U.S. Department of Housing and Urban Development
 Office of Community Planning and Development
 Integrated Disbursement and Information System
 CDBG Activity Summary Report (GPR) for Program Year 2023
 BRYAN

Date: 16-Dec-2024
 Time: 16:32
 Page: 19

Total:	0	0	0	0	0	0	38	11	
Female-headed Households:	0		0		0				
<i>Income Category:</i>									
	Owner	Renter	Total						Person
Extremely Low	0	0	0						35
Low Mod	0	0	0						0
Moderate	0	0	0						0
Non Low Moderate	0	0	0						3
Total	0	0	0						38
Percent Low/Mod									92.1%

Annual Accomplishments

Years	Accomplishment Narrative	# Benefiting
2022	This program, A Home Base for Transitioning Foster Youth, dba Unlimited Potential, provided life skills training, resource center, mentoring to former foster youth to provide resources and case management to assist at risk youth to become fully independent young adults. The program addresses areas of needs including financial stability resources, housing choices and availability, educational resources and more. The program served 38 unduplicated clients.	



U.S. Department of Housing and Urban Development
 Office of Community Planning and Development
 Integrated Disbursement and Information System
 CDBG Activity Summary Report (GPR) for Program Year 2023
 BRYAN

Date: 16-Dec-2024
 Time: 16:32
 Page: 20

PGM Year: 2021
Project: 0001 - Owner Housing Assistance - Rehab / Demo / Homebuyer - CDBG
IDIS Activity: 1148 - CDDM13 - Volunteer Demolition
Status: Completed 8/20/2024 12:00:00 AM
Location: 1221 Henderson St Bryan, TX 77803-3492
Objective: Create suitable living environments
Outcome: Sustainability
Matrix Code: Clearance and Demolition (04) **National Objective:** SBS

Activity to prevent, prepare for, and respond to Coronavirus: No

Initial Funding Date: 09/15/2023

Description:

Demolition of a dilapidated, vacant single family property within the Bryan city limits. The property owner applicant was determined to be income and otherwise-eligible, and received a demolition grant as a low and moderate income household. The removal of the structure allows for a cleared, developable lot with no City demolition lien to facilitate future redevelopment of the property. The designated Section 104(d) replacement unit is located at 1206 Dale St. (5 bedroom) constructed by the local Habitat for Humanity affiliate 10132022.

Financing

	Fund Type	Grant Year	Grant	Funded Amount	Drawn In Program Year	Drawn Thru Program Year
CDBG	EN	2021	B21MC480006	\$13,789.29	\$12,981.06	\$13,789.29
	PI			\$1,732.53	\$0.00	\$1,732.53
Total	Total			\$15,521.82	\$12,981.06	\$15,521.82

Proposed Accomplishments

Housing Units : 1

Annual Accomplishments

Years	Accomplishment Narrative	# Benefiting
2021	Demolition of a dilapidated, vacant single family property within the Bryan city limits. The property owner applicant was determined to be income and otherwise-eligible, and was provided a demolition grant as a low to moderate income household. The removal of the structure allows for a cleared, developable lot with no City demolition lien to facilitate future redevelopment of the property. The designated Section 104(d) replacement unit is located at 1206 Dale St. (5 bedroom) constructed by the local Habitat for Humanity affiliate 10/13/2022.	



U.S. Department of Housing and Urban Development
 Office of Community Planning and Development
 Integrated Disbursement and Information System
 CDBG Activity Summary Report (GPR) for Program Year 2023
 BRYAN

Date: 16-Dec-2024
 Time: 16:32
 Page: 21

PGM Year: 2021
Project: 0001 - Owner Housing Assistance - Rehab / Demo / Homebuyer - CDBG
IDIS Activity: 1149 - CDDM14 - Volunteer Demolition
Status: Completed 8/20/2024 12:00:00 AM
Location: 402 S Brazos Ave Bryan, TX 77803-2315
Objective: Create suitable living environments
Outcome: Sustainability
Matrix Code: Clearance and Demolition (04) **National Objective:** SBS

Activity to prevent, prepare for, and respond to Coronavirus: No

Initial Funding Date: 11/22/2023

Description:

Demolition of a dilapidated, vacant single family property within the Bryan city limits. The property owner applicant was determined to be income and otherwise-eligible, and received a demolition grant as a low and moderate income household. The removal of the structure allows for a cleared, developable lot with no City demolition lien to facilitate future redevelopment of the property. The property is not habitable and cannot be made habitable, therefore is not subject to Section 104(d).

Financing

	Fund Type	Grant Year	Grant	Funded Amount	Drawn In Program Year	Drawn Thru Program Year
CDBG	EN	2021	B21MC480006	\$13,657.77	\$13,657.77	\$13,657.77
	PI			\$193.59	\$0.00	\$193.59
Total	Total			\$13,851.36	\$13,657.77	\$13,851.36

Proposed Accomplishments

Housing Units : 1

Annual Accomplishments

<u>Years</u>	<u>Accomplishment Narrative</u>	<u># Benefiting</u>
2023	Demolition of a dilapidated, vacant single family property within the Bryan city limits. The property owner applicant was determined to be income and otherwise-eligible, and received a demolition grant. The removal of the structure allows for a cleared, developable lot with no City demolition lien to facilitate future redevelopment of the property. The property was not subject to Section 104(d).	



U.S. Department of Housing and Urban Development
 Office of Community Planning and Development
 Integrated Disbursement and Information System
 CDBG Activity Summary Report (GPR) for Program Year 2023
 BRYAN

Date: 16-Dec-2024
 Time: 16:32
 Page: 22

PGM Year: 2023
Project: 0010 - Program Administration: Grant Compliance - CDBG
IDIS Activity: 1150 - 2023 CDBG Administration
Status: Completed 11/27/2024 12:00:00 AM
Location: ,
Objective:
Outcome:
Matrix Code: General Program Administration (21A) **National Objective:**

Activity to prevent, prepare for, and respond to Coronavirus: No

Initial Funding Date: 01/22/2024

Description:

Addresses the goal of Program Administration and Grant Compliance of CDBG programs (\$182,012).
 Providing for expenditures to management the CDBG and HOME program including salary and benefits, administrative supplies, etc.
 (Potential Objectives/Outcomes: Decent Housing & Suitable Living Environment/Availability, Accessibility, Affordability, Sustainability).

Financing

	Fund Type	Grant Year	Grant	Funded Amount	Drawn In Program Year	Drawn Thru Program Year
CDBG	EN	2023	B23MC480006	\$182,012.00	\$182,012.00	\$182,012.00
Total	Total			\$182,012.00	\$182,012.00	\$182,012.00

Proposed Accomplishments

Actual Accomplishments

Number assisted:

	Owner		Renter		Total		Person	
	Total	Hispanic	Total	Hispanic	Total	Hispanic	Total	Hispanic
White:					0	0		
Black/African American:					0	0		
Asian:					0	0		
American Indian/Alaskan Native:					0	0		
Native Hawaiian/Other Pacific Islander:					0	0		
American Indian/Alaskan Native & White:					0	0		
Asian White:					0	0		
Black/African American & White:					0	0		
American Indian/Alaskan Native & Black/African American:					0	0		
Other multi-racial:					0	0		
Asian/Pacific Islander:					0	0		
Hispanic:					0	0		
Total:	0	0	0	0	0	0	0	0



U.S. Department of Housing and Urban Development
Office of Community Planning and Development
Integrated Disbursement and Information System
CDBG Activity Summary Report (GPR) for Program Year 2023
BRYAN

Date: 16-Dec-2024
Time: 16:32
Page: 23

Female-headed Households:

0

Income Category:

	Owner	Renter	Total	Person
Extremely Low			0	
Low Mod			0	
Moderate			0	
Non Low Moderate			0	
Total	0	0	0	0
Percent Low/Mod				

Annual Accomplishments

No data returned for this view. This might be because the applied filter excludes all data.



U.S. Department of Housing and Urban Development
 Office of Community Planning and Development
 Integrated Disbursement and Information System
 CDBG Activity Summary Report (GPR) for Program Year 2023
 BRYAN

Date: 20-Dec-2024
 Time: 11:50
 Page: 24

PGM Year: 2023
Project: 0007 - Public Services: Family Promise Case Management Program - CDBG
IDIS Activity: 1152 - Family Promise of Bryan-College Station
Status: Completed 12/19/2024 12:00:00 AM
Location: 1401 W Martin Luther King Jr St Bryan, TX 77803-5727
Objective: Create suitable living environments
Outcome: Availability/accessibility
Matrix Code: Other Public Services Not Listed in 05A-05Y, 03T (05Z)
National Objective: LMC

Activity to prevent, prepare for, and respond to Coronavirus: No

Initial Funding Date: 02/22/2024

Description:

The Family Promise of Bryan College Station program provides needed services to homeless families by providing shelter, meals and support services. The program will provide expanded services through CDBG funding of a Case Manager position, and is expected to serve approximately 155 unduplicated clients through September 30, 2024.

Financing

	Fund Type	Grant Year	Grant	Funded Amount	Drawn In Program Year	Drawn Thru Program Year
CDBG	EN	2023	B23MC480006	\$40,500.00	\$40,500.00	\$40,500.00
Total	Total			\$40,500.00	\$40,500.00	\$40,500.00

Proposed Accomplishments

People (General) : 123

Actual Accomplishments

Number assisted:

	Owner		Renter		Total		Person	
	Total	Hispanic	Total	Hispanic	Total	Hispanic	Total	Hispanic
White:	0	0	0	0	0	0	56	22
Black/African American:	0	0	0	0	0	0	58	1
Asian:	0	0	0	0	0	0	0	0
American Indian/Alaskan Native:	0	0	0	0	0	0	0	0
Native Hawaiian/Other Pacific Islander:	0	0	0	0	0	0	0	0
American Indian/Alaskan Native & White:	0	0	0	0	0	0	0	0
Asian White:	0	0	0	0	0	0	0	0
Black/African American & White:	0	0	0	0	0	0	9	2
American Indian/Alaskan Native & Black/African American:	0	0	0	0	0	0	0	0
Other multi-racial:	0	0	0	0	0	0	0	0
Asian/Pacific Islander:	0	0	0	0	0	0	0	0
Hispanic:	0	0	0	0	0	0	0	0



U.S. Department of Housing and Urban Development
 Office of Community Planning and Development
 Integrated Disbursement and Information System
 CDBG Activity Summary Report (GPR) for Program Year 2023
 BRYAN

Date: 20-Dec-2024
 Time: 11:50
 Page: 25

Total:	0	0	0	0	0	0	123	25	
Female-headed Households:	0		0		0				
<i>Income Category:</i>									
	Owner	Renter	Total						Person
Extremely Low	0	0	0						109
Low Mod	0	0	0						8
Moderate	0	0	0						6
Non Low Moderate	0	0	0						0
Total	0	0	0						123
Percent Low/Mod									100.0%

Annual Accomplishments

Years	Accomplishment Narrative	# Benefiting
2024	The Family Promise of Bryan College Station program provided needed services to homeless families by providing shelter, meals and support services. The program provided services through CDBG funding of a Case Manager position, and served a total of 123 unduplicated clients. This was less than the expected number of 155 unduplicated clients, which was attributed in large part because of an increase in the number of families who did not meet eligibility requirements.	



U.S. Department of Housing and Urban Development
 Office of Community Planning and Development
 Integrated Disbursement and Information System
 CDBG Activity Summary Report (GPR) for Program Year 2023
 BRYAN

Date: 20-Dec-2024
 Time: 11:50
 Page: 26

PGM Year:	2023		
Project:	0006 - Public Services: Brazos Maternal & Child Health Clinic - CDBG		
IDIS Activity:	1153 - Brazos Maternal & Child Health Clinic		
Status:	Completed 12/19/2024 12:00:00 AM	Objective:	Create suitable living environments
Location:	3370 S Texas Ave Bryan, TX 77802-3127	Outcome:	Availability/accessibility
		Matrix Code:	Health Services (05M)
		National Objective:	LMC

Activity to prevent, prepare for, and respond to Coronavirus: No

Initial Funding Date: 02/22/2024

Description:

Improve or expand access to public services for low and moderate income and special needs populations such as elderly, youth at risk, families at risk, substance abuse, HIVAids, victims of domestic violence or abuse, the disabled, and homeless.

The funded activity includes public service agency funding for the Brazos Maternal and Child Health Prenatal Clinic, which provides community-centered prenatal care and health education to medically indigent pregnant women in the Brazos Valley.

The program provides for eligible expenses, (medical tests, education, and supplies) for expectant mothers.

The program will serve an estimated 425 unduplicated clients.

Financing

	Fund Type	Grant Year	Grant	Funded Amount	Drawn In Program Year	Drawn Thru Program Year
CDBG	EN	2023	B23MC480006	\$40,500.00	\$40,500.00	\$40,500.00
Total	Total			\$40,500.00	\$40,500.00	\$40,500.00

Proposed Accomplishments

People (General) : 322

Actual Accomplishments

Number assisted:

	Owner		Renter		Total		Person	
	Total	Hispanic	Total	Hispanic	Total	Hispanic	Total	Hispanic
White:	0	0	0	0	0	0	276	245
Black/African American:	0	0	0	0	0	0	21	0
Asian:	0	0	0	0	0	0	5	0
American Indian/Alaskan Native:	0	0	0	0	0	0	1	1
Native Hawaiian/Other Pacific Islander:	0	0	0	0	0	0	2	0
American Indian/Alaskan Native & White:	0	0	0	0	0	0	2	2
Asian White:	0	0	0	0	0	0	1	1
Black/African American & White:	0	0	0	0	0	0	13	1
American Indian/Alaskan Native & Black/African American:	0	0	0	0	0	0	0	0
Other multi-racial:	0	0	0	0	0	0	1	1



U.S. Department of Housing and Urban Development
 Office of Community Planning and Development
 Integrated Disbursement and Information System
 CDBG Activity Summary Report (GPR) for Program Year 2023
 BRYAN

Date: 20-Dec-2024
 Time: 11:50
 Page: 27

Asian/Pacific Islander:	0	0	0	0	0	0	0	0
Hispanic:	0	0	0	0	0	0	0	0
Total:	0	0	0	0	0	0	322	251
Female-headed Households:	0		0		0			

Income Category:

	Owner	Renter	Total	Person
Extremely Low	0	0	0	248
Low Mod	0	0	0	58
Moderate	0	0	0	16
Non Low Moderate	0	0	0	0
Total	0	0	0	322
Percent Low/Mod				100.0%

Annual Accomplishments

Years	Accomplishment Narrative	# Benefiting
2023	The Brazos Maternal and Child Health Prenatal Clinic, provided community-centered prenatal care and health education to medically indigent pregnant women in the Brazos Valley. The program provided for eligible expenses, (medical tests, education, and supplies) for expectant mothers. The program served 322 unduplicated clients. While the program was initially expected to serve 425 clients, those who were served received additional, expanded services to include on-site phlebotomy which had a positive impact by reducing transportation needs for the clients served.	



U.S. Department of Housing and Urban Development
 Office of Community Planning and Development
 Integrated Disbursement and Information System
 CDBG Activity Summary Report (GPR) for Program Year 2023
 BRYAN

Date: 20-Dec-2024
 Time: 11:50
 Page: 28

PGM Year:	2023		
Project:	0005 - Public Services: Big Brothers, Big Sisters STEM Program - CDBG		
IDIS Activity:	1154 - Big Brothers Big Sisters STEM Program		
Status:	Completed 12/19/2024 12:00:00 AM	Objective:	Create suitable living environments
Location:	705 N Houston Ave Bryan, TX 77803-4145	Outcome:	Availability/accessibility
		Matrix Code:	Youth Services (05D) National Objective: LMC

Activity to prevent, prepare for, and respond to Coronavirus: No

Initial Funding Date: 02/22/2024

Description:

Big Brothers Big Sisters will provide needed services to assist youth ages 6-16 by providing education, individualized support, mentoring, and skills development for a new STEM program at the North Bryan Community Center.
 The program will utilize CDBG funds for staff and materials costs to serve approximately 30 unduplicated clients.

Financing

	Fund Type	Grant Year	Grant	Funded Amount	Drawn In Program Year	Drawn Thru Program Year
CDBG	EN	2023	B23MC480006	\$40,234.00	\$40,234.00	\$40,234.00
Total	Total			\$40,234.00	\$40,234.00	\$40,234.00

Proposed Accomplishments

People (General) : 33

Actual Accomplishments

Number assisted:

	Owner		Renter		Total		Person	
	Total	Hispanic	Total	Hispanic	Total	Hispanic	Total	Hispanic
White:	0	0	0	0	0	0	0	0
Black/African American:	0	0	0	0	0	0	20	0
Asian:	0	0	0	0	0	0	0	0
American Indian/Alaskan Native:	0	0	0	0	0	0	0	0
Native Hawaiian/Other Pacific Islander:	0	0	0	0	0	0	0	0
American Indian/Alaskan Native & White:	0	0	0	0	0	0	0	0
Asian White:	0	0	0	0	0	0	0	0
Black/African American & White:	0	0	0	0	0	0	11	0
American Indian/Alaskan Native & Black/African American:	0	0	0	0	0	0	0	0
Other multi-racial:	0	0	0	0	0	0	2	0
Asian/Pacific Islander:	0	0	0	0	0	0	0	0
Hispanic:	0	0	0	0	0	0	0	0



U.S. Department of Housing and Urban Development
 Office of Community Planning and Development
 Integrated Disbursement and Information System
 CDBG Activity Summary Report (GPR) for Program Year 2023
 BRYAN

Date: 20-Dec-2024
 Time: 11:50
 Page: 29

Total:	0	0	0	0	0	0	33	0	
Female-headed Households:	0		0		0				
<i>Income Category:</i>									
	Owner	Renter	Total						Person
Extremely Low	0	0	0						6
Low Mod	0	0	0						12
Moderate	0	0	0						2
Non Low Moderate	0	0	0						13
Total	0	0	0						33
Percent Low/Mod									60.6%

Annual Accomplishments

Years	Accomplishment Narrative	# Benefiting
2024	Big Brothers Big Sisters provided needed services to assist youth ages 6-16 with education, individualized support, mentoring, and skills development through a new STEM program at the North Bryan Community Center. The program will utilized CDBG funds for staff and materials costs to serve 33 unduplicated clients, which was somewhat higher than the originally-proposed 30.	



U.S. Department of Housing and Urban Development
 Office of Community Planning and Development
 Integrated Disbursement and Information System
 CDBG Activity Summary Report (GPR) for Program Year 2023
 BRYAN

Date: 20-Dec-2024
 Time: 11:50
 Page: 30

PGM Year:	2023		
Project:	0008 - Public Services: Unlimited Potential, Foster Youth Program- CDBG		
IDIS Activity:	1155 - A Home Base for Transitioning Foster Youth DBA Unlimited Potential		
Status:	Completed 12/19/2024 12:00:00 AM	Objective:	Create suitable living environments
Location:	3708 E 29th St Bryan, TX 77802-3901	Outcome:	Availability/accessibility
		Matrix Code:	Operating Costs of Homeless/AIDS Patients Programs (03T)
		National Objective:	LMC

Activity to prevent, prepare for, and respond to Coronavirus: No

Initial Funding Date: 02/22/2024

Description:

A Home Base for Transitioning Foster Youth, DBA Unlimited Potential, through its Navigating Independence Program, provides services to assist former foster youth with education, individualized support, and integration into the community. The program will provide services through CDBG funding by partially funding the position of a full-time Volunteer Coordinator to increase access to services and better meet individual's needs. Services will conclude on or before September 30, 2024. Funding provides eligible expenses (Volunteer Coordinator salary) for youth and young adults that have aged out of the foster care system. The program will serve an estimated 75 unduplicated clients.

Financing

	Fund Type	Grant Year	Grant	Funded Amount	Drawn In Program Year	Drawn Thru Program Year
CDBG	EN	2023	B23MC480006	\$15,275.00	\$15,275.00	\$15,275.00
Total	Total			\$15,275.00	\$15,275.00	\$15,275.00

Proposed Accomplishments

People (General) : 22

Actual Accomplishments

Number assisted:

	Owner		Renter		Total		Person	
	Total	Hispanic	Total	Hispanic	Total	Hispanic	Total	Hispanic
White:	0	0	0	0	0	0	4	3
Black/African American:	0	0	0	0	0	0	13	2
Asian:	0	0	0	0	0	0	1	1
American Indian/Alaskan Native:	0	0	0	0	0	0	3	0
Native Hawaiian/Other Pacific Islander:	0	0	0	0	0	0	0	0
American Indian/Alaskan Native & White:	0	0	0	0	0	0	0	0
Asian White:	0	0	0	0	0	0	0	0
Black/African American & White:	0	0	0	0	0	0	1	0
American Indian/Alaskan Native & Black/African American:	0	0	0	0	0	0	0	0



U.S. Department of Housing and Urban Development
 Office of Community Planning and Development
 Integrated Disbursement and Information System
 CDBG Activity Summary Report (GPR) for Program Year 2023
 BRYAN

Date: 20-Dec-2024
 Time: 11:50
 Page: 31

Other multi-racial:	0	0	0	0	0	0	0	0
Asian/Pacific Islander:	0	0	0	0	0	0	0	0
Hispanic:	0	0	0	0	0	0	0	0
Total:	0	0	0	0	0	0	22	6
Female-headed Households:	0		0		0			

Income Category:

	Owner	Renter	Total	Person
Extremely Low	0	0	0	17
Low Mod	0	0	0	4
Moderate	0	0	0	1
Non Low Moderate	0	0	0	0
Total	0	0	0	22
Percent Low/Mod				100.0%

Annual Accomplishments

Years	Accomplishment Narrative	# Benefiting
2023	A Home Base for Transitioning Foster Youth, DBA Unlimited Potential, through its Navigating Independence Program, provided services to assist former foster youth with education, individualized support, and integration into the community. The program provided services through CDBG funding by partially funding the position of a full-time Volunteer Coordinator to increase access to services and better meet individual's needs. Funding provided eligible expenses (Volunteer Coordinator salary) for youth and young adults that have aged out of the foster care system. The program will served 22 unduplicated clients. Originally expected to serve an estimated 75 unduplicated clients, the attrition rate of clients was attributed to significant turnover of staff positions.	



U.S. Department of Housing and Urban Development
 Office of Community Planning and Development
 Integrated Disbursement and Information System
 CDBG Activity Summary Report (GPR) for Program Year 2023
 BRYAN

Date: 20-Dec-2024
 Time: 11:50
 Page: 32

PGM Year:	2023				
Project:	0001 - Owner Housing Assistance - Rehab / Demo / Homebuyer - CDBG				
IDIS Activity:	1159 - CDRE06 CDBG Rehabilitation				
Status:	Open	Objective:	Provide decent affordable housing		
Location:	303 Silkwood Dr Bryan, TX 77803-3543	Outcome:	Sustainability		
		Matrix Code:	Rehab; Single-Unit Residential (14A)	National Objective:	LMH

Activity to prevent, prepare for, and respond to Coronavirus: No

Initial Funding Date: 09/23/2024

Description:

CDBG Major Rehabilitation under Home Owner Assistance Program of a single-family home constructed in 2006 for a disabled female head of household.

Financing

	Fund Type	Grant Year	Grant	Funded Amount	Drawn In Program Year	Drawn Thru Program Year
CDBG	EN	2021	B21MC480006	\$87,000.00	\$4,577.45	\$4,577.45
Total	Total			\$87,000.00	\$4,577.45	\$4,577.45

Proposed Accomplishments

Housing Units : 1

Actual Accomplishments

Number assisted:

	Owner		Renter		Total		Person	
	Total	Hispanic	Total	Hispanic	Total	Hispanic	Total	Hispanic
White:	0	0	0	0	0	0	0	0
Black/African American:	0	0	0	0	0	0	0	0
Asian:	0	0	0	0	0	0	0	0
American Indian/Alaskan Native:	0	0	0	0	0	0	0	0
Native Hawaiian/Other Pacific Islander:	0	0	0	0	0	0	0	0
American Indian/Alaskan Native & White:	0	0	0	0	0	0	0	0
Asian White:	0	0	0	0	0	0	0	0
Black/African American & White:	0	0	0	0	0	0	0	0
American Indian/Alaskan Native & Black/African American:	0	0	0	0	0	0	0	0
Other multi-racial:	0	0	0	0	0	0	0	0
Asian/Pacific Islander:	0	0	0	0	0	0	0	0
Hispanic:	0	0	0	0	0	0	0	0
Total:	0	0	0	0	0	0	0	0



U.S. Department of Housing and Urban Development
Office of Community Planning and Development
Integrated Disbursement and Information System
CDBG Activity Summary Report (GPR) for Program Year 2023
BRYAN

Date: 20-Dec-2024
Time: 11:50
Page: 33

Female-headed Households: 0 0 0

Income Category:

	Owner	Renter	Total	Person
Extremely Low	0	0	0	0
Low Mod	0	0	0	0
Moderate	0	0	0	0
Non Low Moderate	0	0	0	0
Total	0	0	0	0
Percent Low/Mod				

Annual Accomplishments

No data returned for this view. This might be because the applied filter excludes all data.



U.S. Department of Housing and Urban Development
Office of Community Planning and Development
Integrated Disbursement and Information System
CDBG Activity Summary Report (GPR) for Program Year 2023
BRYAN

Date: 20-Dec-2024
Time: 11:50
Page: 34

Total Funded Amount:	\$9,091,152.55
Total Drawn Thru Program Year:	\$8,599,526.18
Total Drawn In Program Year:	\$673,321.41

U.S. Department of Housing and Urban Development
 Office of Community Planning and Development
 Integrated Disbursement and Information System
 CDBG Housing Activities
 BRYAN, TX

PGM YEAR	PROJ ID	IDIS ACT ID	ACTIVITY NAME	STATUS	MTX CD	NTL OBJ	ACTIVITY FUNDED AMOUNT (CDBG Funds + LEVERAGING Funds)	CDBG FUNDED AMOUNT	% CDBG FUNDED	CDBG DRAWN AMOUNT	% CDBG DRAWN	OCCUPIED TOTAL	UNITS L/M	% L/M	CUMULATIVE OCCUPIED OWNER	UNITS RENTER
2023	7850	1159	CDRE06 CDBG Rehabilitation	OPEN	14A	LMH	\$87,000.00	\$87,000.00	100.0	\$4,577.45	5.3	0	0	0.0	0	0
				2023	TOTALS: BUDGETED/UNDERWAY		\$87,000.00	\$87,000.00	100.0	\$4,577.45	5.2	0	0	0.0	0	0
					COMPLETED		\$0.00	\$0.00	0.0	\$0.00	0.0	0	0	0.0	0	0
							\$87,000.00	\$87,000.00	100.0	\$4,577.45	5.2	0	0	0.0	0	0
2022	3278	1138	CDBG Housing Assistance Program	OPEN	14A	LMH	\$574,120.79	\$574,120.79	100.0	\$344,631.80	60.0	34	34	100.0	34	0
				2022	TOTALS: BUDGETED/UNDERWAY		\$574,120.79	\$574,120.79	100.0	\$344,631.80	60.0	34	34	100.0	34	0
					COMPLETED		\$0.00	\$0.00	0.0	\$0.00	0.0	0	0	0.0	0	0
							\$574,120.79	\$574,120.79	100.0	\$344,631.80	60.0	34	34	100.0	34	0
2021	4324	1119	CDBG Housing Assistance Program	OPEN	14A	LMH	\$455,555.00	\$455,555.00	100.0	\$275,840.17	60.6	43	43	100.0	43	0
				2021	TOTALS: BUDGETED/UNDERWAY		\$455,555.00	\$455,555.00	100.0	\$275,840.17	60.5	43	43	100.0	43	0
					COMPLETED		\$0.00	\$0.00	0.0	\$0.00	0.0	0	0	0.0	0	0
							\$455,555.00	\$455,555.00	100.0	\$275,840.17	60.5	43	43	100.0	43	0

U.S. Department of Housing and Urban Development
 Office of Community Planning and Development
 Integrated Disbursement and Information System
 CDBG Housing Activities
 BRYAN, TX

PGM YEAR	PROJ ID	IDIS ACT ID	ACTIVITY NAME	STATUS	MTX CD	NTL OBJ	ACTIVITY FUNDED AMOUNT (CDBG Funds + LEVERAGING Funds)	CDBG FUNDED AMOUNT	% CDBG FUNDED	CDBG DRAWN AMOUNT	% CDBG DRAWN	OCCUPIED TOTAL	UNITS L/M	% L/M	CUMULATIVE OCCUPIED OWNER	UNITS RENTER
2020	3781	1088	Home Owner Housing Assistance Program	COM	14A	LMH	\$539,484.34	\$539,484.34	100.0	\$539,484.34	100.0	76	76	100.0	76	0
2020 TOTALS: BUDGETED/UNDERWAY							\$0.00	\$0.00	0.0	\$0.00	0.0	0	0	0.0	0	0
COMPLETED							\$539,484.34	\$539,484.34	100.0	\$539,484.34	100.0	76	76	100.0	76	0
							\$539,484.34	\$539,484.34	100.0	\$539,484.34	100.0	76	76	100.0	76	0
2019	7422	1043	Home Owner Housing Assistance Program	COM	14A	LMH	\$221,402.87	\$221,402.87	100.0	\$221,402.87	100.0	34	34	100.0	34	0
2019	7422	1068	CDBG Reconstruction BF0119	COM	14A	LMH	\$243,805.17	\$233,805.17	95.9	\$233,805.17	95.9	1	1	100.0	1	0
2019 TOTALS: BUDGETED/UNDERWAY							\$0.00	\$0.00	0.0	\$0.00	0.0	0	0	0.0	0	0
COMPLETED							\$465,208.04	\$455,208.04	97.8	\$455,208.04	97.8	35	35	100.0	35	0
							\$465,208.04	\$455,208.04	97.8	\$455,208.04	97.8	35	35	100.0	35	0
2018	0692	1025	CDBG Housing Assistance Program	COM	14A	LMH	\$589,808.45	\$589,808.45	100.0	\$589,808.45	100.0	74	74	100.0	74	0
2018 TOTALS: BUDGETED/UNDERWAY							\$0.00	\$0.00	0.0	\$0.00	0.0	0	0	0.0	0	0
COMPLETED							\$589,808.45	\$589,808.45	100.0	\$589,808.45	100.0	74	74	100.0	74	0
							\$589,808.45	\$589,808.45	100.0	\$589,808.45	100.0	74	74	100.0	74	0

IDIS - PR10

U.S. Department of Housing and Urban Development
 Office of Community Planning and Development
 Integrated Disbursement and Information System
 CDBG Housing Activities
 BRYAN, TX

DATE: 12-16-24
 TIME: 16:41
 PAGE: 3

PGM YEAR	PROJ ID	IDIS ACT ID	ACTIVITY NAME	STATUS	MTX CD	NTL OBJ	ACTIVITY FUNDED AMOUNT (CDBG Funds + LEVERAGING Funds)	CDBG FUNDED AMOUNT	% CDBG FUNDED	CDBG DRAWN AMOUNT	% CDBG DRAWN	OCCUPIED TOTAL	UNITS L/M	% L/M	CUMULATIVE OCCUPIED OWNER	UNITS RENTER
2017	6733	1002	Home Owner Housing Assistance CDBG	COM	14A	LMH	\$320,649.65	\$320,649.65	100.0	\$320,649.65	100.0	40	40	100.0	40	0
2017	6733	1020	CDRE05 - CDBG Home Owner Housing Assistance Rehabilitation	COM	14A	LMH	\$52,680.53	\$52,680.53	100.0	\$52,680.53	100.0	1	1	100.0	1	0
2017 TOTALS: BUDGETED/UNDERWAY							\$0.00	\$0.00	0.0	\$0.00	0.0	0	0	0.0	0	0
COMPLETED							\$373,330.18	\$373,330.18	100.0	\$373,330.18	100.0	41	41	100.0	41	0
							\$373,330.18	\$373,330.18	100.0	\$373,330.18	100.0	41	41	100.0	41	0

PGM YEAR	PROJ ID	IDIS ACT ID	ACTIVITY NAME	STATUS	MTX CD	NTL OBJ	ACTIVITY FUNDED AMOUNT (CDBG Funds + LEVERAGING Funds)	CDBG FUNDED AMOUNT	% CDBG FUNDED	CDBG DRAWN AMOUNT	% CDBG DRAWN	OCCUPIED TOTAL	UNITS L/M	% L/M	CUMULATIVE OCCUPIED OWNER	UNITS RENTER
2016	0898	983	ME4001 - Housing Assistance CDBG	COM	14A	LMH	\$571,804.36	\$571,804.36	100.0	\$571,804.36	100.0	83	83	100.0	83	0
2016 TOTALS: BUDGETED/UNDERWAY							\$0.00	\$0.00	0.0	\$0.00	0.0	0	0	0.0	0	0
COMPLETED							\$571,804.36	\$571,804.36	100.0	\$571,804.36	100.0	83	83	100.0	83	0
							\$571,804.36	\$571,804.36	100.0	\$571,804.36	100.0	83	83	100.0	83	0

PGM YEAR	PROJ ID	IDIS ACT ID	ACTIVITY NAME	STATUS	MTX CD	NTL OBJ	ACTIVITY FUNDED AMOUNT (CDBG Funds + LEVERAGING Funds)	CDBG FUNDED AMOUNT	% CDBG FUNDED	CDBG DRAWN AMOUNT	% CDBG DRAWN	OCCUPIED TOTAL	UNITS L/M	% L/M	CUMULATIVE OCCUPIED OWNER	UNITS RENTER
2015	1108	961	Housing Assistance CDBG	COM	14A	LMH	\$305,912.92	\$305,912.92	100.0	\$305,912.92	100.0	27	27	100.0	27	0
2015	1108	994	CDRC09 - CDBG Reconstruction	COM	14A	LMH	\$211,782.53	\$211,782.53	100.0	\$211,782.53	100.0	1	1	100.0	1	0
2015 TOTALS: BUDGETED/UNDERWAY							\$0.00	\$0.00	0.0	\$0.00	0.0	0	0	0.0	0	0
COMPLETED							\$517,695.45	\$517,695.45	100.0	\$517,695.45	100.0	28	28	100.0	28	0

IDIS - PR10

U.S. Department of Housing and Urban Development
 Office of Community Planning and Development
 Integrated Disbursement and Information System
 CDBG Housing Activities
 BRYAN, TX

DATE: 12-16-24
 TIME: 16:41
 PAGE: 4

													\$517,695.45	\$517,695.45	100.0	\$517,695.45	100.0	28	28	100.0	28	0
PGM YEAR	PROJ ID	IDIS ACT ID	ACTIVITY NAME	STATUS	MTX CD	NTL OBJ	ACTIVITY FUNDED AMOUNT (CDBG Funds + LEVERAGING Funds)	CDBG FUNDED AMOUNT	% CDBG FUNDED	CDBG DRAWN AMOUNT	% CDBG DRAWN	OCCUPIED TOTAL	UNITS L/M	% L/M	CUMULATIVE OCCUPIED OWNER	UNITS RENTER						
2014	2445	935	Housing Assistance	COM	14A	LMH	\$561,676.38	\$561,676.38	100.0	\$561,676.38	100.0	81	81	100.0	81	0						
2014	2445	972	CDRC08 - CDBG Reconstruction	COM	14A	LMH	\$158,411.09	\$158,411.09	100.0	\$158,411.09	100.0	1	1	100.0	1	0						
2014 TOTALS: BUDGETED/UNDERWAY							\$0.00	\$0.00	0.0	\$0.00	0.0	0	0	0.0	0	0						
COMPLETED							\$720,087.47	\$720,087.47	100.0	\$720,087.47	100.0	82	82	100.0	82	0						
							\$720,087.47	\$720,087.47	100.0	\$720,087.47	100.0	82	82	100.0	82	0						
PGM YEAR	PROJ ID	IDIS ACT ID	ACTIVITY NAME	STATUS	MTX CD	NTL OBJ	ACTIVITY FUNDED AMOUNT (CDBG Funds + LEVERAGING Funds)	CDBG FUNDED AMOUNT	% CDBG FUNDED	CDBG DRAWN AMOUNT	% CDBG DRAWN	OCCUPIED TOTAL	UNITS L/M	% L/M	CUMULATIVE OCCUPIED OWNER	UNITS RENTER						
2013	6832	913	Home Owner's Assistance CDBG Program	COM	14A	LMH	\$517,820.13	\$517,820.13	100.0	\$517,820.13	100.0	66	66	100.0	66	0						
2013	6832	948	CDBG Reconstruction	COM	14A	LMH	\$118,398.11	\$118,398.11	100.0	\$118,398.11	100.0	1	1	100.0	1	0						
2013 TOTALS: BUDGETED/UNDERWAY							\$0.00	\$0.00	0.0	\$0.00	0.0	0	0	0.0	0	0						
COMPLETED							\$636,218.24	\$636,218.24	100.0	\$636,218.24	100.0	67	67	100.0	67	0						
							\$636,218.24	\$636,218.24	100.0	\$636,218.24	100.0	67	67	100.0	67	0						
PGM YEAR	PROJ ID	IDIS ACT ID	ACTIVITY NAME	STATUS	MTX CD	NTL OBJ	ACTIVITY FUNDED AMOUNT (CDBG Funds + LEVERAGING Funds)	CDBG FUNDED AMOUNT	% CDBG FUNDED	CDBG DRAWN AMOUNT	% CDBG DRAWN	OCCUPIED TOTAL	UNITS L/M	% L/M	CUMULATIVE OCCUPIED OWNER	UNITS RENTER						
2012	8347	885	Home Owner's Assistance CDBG	COM	14A	LMH	\$552,688.18	\$552,688.18	100.0	\$552,688.18	100.0	77	77	100.0	77	0						
2012	8347	904	Housing Assistance	COM	14A	LMH	\$169,303.71	\$169,303.71	100.0	\$169,303.71	100.0	1	1	100.0	1	0						

U.S. Department of Housing and Urban Development
 Office of Community Planning and Development
 Integrated Disbursement and Information System
 CDBG Housing Activities
 BRYAN, TX

				ACTIVITY FUNDED	CDBG	% CDBG	CDBG	% CDBG	OCCUPIED	UNITS	CUMULATIVE		
PGM	PROJ	IDIS		AMOUNT (CDBG Funds	FUNDED	FUNDED	DRAWN AMOUNT	DRAWN	TOTAL	L/M	% L/M	OCCUPIED	UNITS
YEAR	ID	ACT ID	ACTIVITY NAME	+ LEVERAGING Funds)	AMOUNT	AMOUNT						OWNER	RENTER
2012		TOTALS: BUDGETED/UNDERWAY		\$0.00	\$0.00	0.0	\$0.00	0.0	0	0	0.0	0	0
		COMPLETED		\$721,991.89	\$721,991.89	100.0	\$721,991.89	100.0	78	78	100.0	78	0
				\$721,991.89	\$721,991.89	100.0	\$721,991.89	100.0	78	78	100.0	78	0
2011	0133	846	Home Owner Assistance	\$358,603.18	\$358,603.18	100.0	\$358,603.18	100.0	41	41	100.0	41	0
2011	0133	851	705 W 28th - Owner Occupied	\$113,406.24	\$113,406.24	100.0	\$5,604.50	4.9	1	1	100.0	1	0
2011	0133	854	CDRC04	\$117,451.14	\$117,451.14	100.0	\$117,451.14	100.0	1	1	100.0	1	0
2011	0133	888	CDRE04	\$129,445.55	\$129,445.55	100.0	\$129,445.55	100.0	1	1	100.0	1	0
2011	0133	905	Rehab Project Number	\$113,573.51	\$113,573.51	100.0	\$113,573.51	100.0	1	1	100.0	1	0
2011		TOTALS: BUDGETED/UNDERWAY		\$0.00	\$0.00	0.0	\$0.00	0.0	0	0	0.0	0	0
		COMPLETED		\$832,479.62	\$832,479.62	100.0	\$724,677.88	87.0	45	45	100.0	45	0
				\$832,479.62	\$832,479.62	100.0	\$724,677.88	87.0	45	45	100.0	45	0
2010	9702	795	Housing	\$326,857.20	\$326,857.20	100.0	\$326,857.20	100.0	39	39	100.0	39	0
2010	9702	809	CDRC02/CDRP01	\$56,818.92	\$56,818.92	100.0	\$8,831.17	15.5	1	1	100.0	1	0
2010	9702	829	CDRE02	\$54,117.93	\$54,117.93	100.0	\$46,444.24	85.8	1	1	100.0	1	0
2010		TOTALS: BUDGETED/UNDERWAY		\$0.00	\$0.00	0.0	\$0.00	0.0	0	0	0.0	0	0
		COMPLETED		\$437,794.05	\$437,794.05	100.0	\$382,132.61	87.2	41	41	100.0	41	0
				\$437,794.05	\$437,794.05	100.0	\$382,132.61	87.2	41	41	100.0	41	0

U.S. Department of Housing and Urban Development
 Office of Community Planning and Development
 Integrated Disbursement and Information System
 CDBG Housing Activities
 BRYAN, TX

PGM YEAR	PROJ ID	IDIS ACT ID	ACTIVITY NAME	STATUS	MTX CD	NTL OBJ	ACTIVITY FUNDED AMOUNT (CDBG Funds + LEVERAGING Funds)	CDBG FUNDED AMOUNT	% CDBG FUNDED	CDBG DRAWN AMOUNT	% CDBG DRAWN	OCCUPIED TOTAL	UNITS L/M	% L/M	CUMULATIVE	
															OWNER	UNITS RENTER
2009	9699	748	Homeowner Housing Assistance	COM	14A	LMH	\$267,515.95	\$267,515.95	100.0	\$267,515.95	100.0	28	28	100.0	28	0
2009	9699	782	CDRE01	COM	14A	LMH	\$30,736.95	\$30,736.95	100.0	\$30,736.95	100.0	1	1	100.0	1	0
2009	9699	793	CDRC01	COM	14A	LMH	\$104,356.73	\$104,356.73	100.0	\$104,356.73	100.0	1	1	100.0	1	0
2009 TOTALS: BUDGETED/UNDERWAY							\$0.00	\$0.00	0.0	\$0.00	0.0	0	0	0.0	0	0
COMPLETED							\$402,609.63	\$402,609.63	100.0	\$402,609.63	100.0	30	30	100.0	30	0
							\$402,609.63	\$402,609.63	100.0	\$402,609.63	100.0	30	30	100.0	30	0
2008	0003	697	HOUSING ACTIVITIES	COM	14A	LMH	\$198,996.04	\$198,996.04	100.0	\$198,996.04	100.0	31	31	100.0	31	0
2008	0003	734	CHR002	COM	14A	LMH	\$87,986.98	\$87,986.98	100.0	\$87,986.98	100.0	1	1	100.0	1	0
2008	0003	735	CRP006	COM	14H	LMH	\$86,554.40	\$86,554.40	100.0	\$5,626.85	6.5	2	2	100.0	2	0
2008 TOTALS: BUDGETED/UNDERWAY							\$0.00	\$0.00	0.0	\$0.00	0.0	0	0	0.0	0	0
COMPLETED							\$373,537.42	\$373,537.42	100.0	\$292,609.87	78.3	34	34	100.0	34	0
							\$373,537.42	\$373,537.42	100.0	\$292,609.87	78.3	34	34	100.0	34	0
2007	0002	654	HOMEOWNER HOUSING ASSISTANCE	COM	14A	LMH	\$335,747.12	\$335,747.12	100.0	\$335,747.12	100.0	45	45	100.0	45	0
2007	0002	704	CRB001	COM	14A	LMH	\$24,700.83	\$24,700.83	100.0	\$24,700.83	100.0	1	1	100.0	1	0
2007	0002	705	CRB003	COM	14A	LMH	\$74,390.33	\$74,390.33	100.0	\$74,390.33	100.0	1	1	100.0	1	0

IDIS - PR10

U.S. Department of Housing and Urban Development
 Office of Community Planning and Development
 Integrated Disbursement and Information System
 CDBG Housing Activities
 BRYAN, TX

DATE: 12-16-24
 TIME: 16:41
 PAGE: 7

2007	0002	706	CRB004	COM	14A	LMH	\$4,431.10	\$4,431.10	100.0	\$4,431.10	100.0	1	1	100.0	1	0
2007	0016	729	CHR001	COM	14H	LMH	\$101,435.81	\$101,435.81	100.0	\$8,369.32	8.3	2	2	100.0	2	0
2007 TOTALS: BUDGETED/UNDERWAY							\$0.00	\$0.00	0.0	\$0.00	0.0	0	0	0.0	0	0
COMPLETED							\$540,705.19	\$540,705.19	100.0	\$447,638.70	82.7	50	50	100.0	50	0
							\$540,705.19	\$540,705.19	100.0	\$447,638.70	82.7	50	50	100.0	50	0

PGM YEAR	PROJ ID	IDIS ACT ID	ACTIVITY NAME	STATUS	MTX CD	NTL OBJ	ACTIVITY FUNDED AMOUNT (CDBG Funds + LEVERAGING Funds)	CDBG FUNDED AMOUNT	% CDBG FUNDED	CDBG DRAWN AMOUNT	% CDBG DRAWN	OCCUPIED TOTAL	UNITS L/M	% L/M	CUMULATIVE OCCUPIED OWNER	UNITS RENTER
2006	0002	586	HOMEOWNER HOUSING ASSISTANCE	COM	14A	LMH	\$294,046.93	\$294,046.93	100.0	\$294,046.93	100.0	28	28	100.0	28	0
2006 TOTALS: BUDGETED/UNDERWAY							\$0.00	\$0.00	0.0	\$0.00	0.0	0	0	0.0	0	0
COMPLETED							\$294,046.93	\$294,046.93	100.0	\$294,046.93	100.0	28	28	100.0	28	0
							\$294,046.93	\$294,046.93	100.0	\$294,046.93	100.0	28	28	100.0	28	0

PGM YEAR	PROJ ID	IDIS ACT ID	ACTIVITY NAME	STATUS	MTX CD	NTL OBJ	ACTIVITY FUNDED AMOUNT (CDBG Funds + LEVERAGING Funds)	CDBG FUNDED AMOUNT	% CDBG FUNDED	CDBG DRAWN AMOUNT	% CDBG DRAWN	OCCUPIED TOTAL	UNITS L/M	% L/M	CUMULATIVE OCCUPIED OWNER	UNITS RENTER
2005	0004	551	HOUSING ACTIVITIES	COM	14A	LMH	\$379,365.58	\$379,365.58	100.0	\$379,365.58	100.0	42	42	100.0	42	0
2005 TOTALS: BUDGETED/UNDERWAY							\$0.00	\$0.00	0.0	\$0.00	0.0	0	0	0.0	0	0
COMPLETED							\$379,365.58	\$379,365.58	100.0	\$379,365.58	100.0	42	42	100.0	42	0
							\$379,365.58	\$379,365.58	100.0	\$379,365.58	100.0	42	42	100.0	42	0

PGM YEAR	PROJ ID	IDIS ACT ID	ACTIVITY NAME	STATUS	MTX CD	NTL OBJ	ACTIVITY FUNDED AMOUNT (CDBG Funds + LEVERAGING Funds)	CDBG FUNDED AMOUNT	% CDBG FUNDED	CDBG DRAWN AMOUNT	% CDBG DRAWN	OCCUPIED TOTAL	UNITS L/M	% L/M	CUMULATIVE OCCUPIED OWNER	UNITS RENTER
----------	---------	-------------	---------------	--------	--------	---------	--	--------------------	---------------	-------------------	--------------	----------------	-----------	-------	---------------------------	--------------

IDIS - PR10

U.S. Department of Housing and Urban Development
 Office of Community Planning and Development
 Integrated Disbursement and Information System
 CDBG Housing Activities
 BRYAN, TX

DATE: 12-16-24
 TIME: 16:41
 PAGE: 8

2004	0002	485	HOMEOWNER HOUSING ASSISTANCE	COM	14A	LMH	\$242,680.29	\$242,680.29	100.0	\$242,680.29	100.0	19	19	100.0	0	19
2004 TOTALS: BUDGETED/UNDERWAY							\$0.00	\$0.00	0.0	\$0.00	0.0	0	0	0.0	0	0
COMPLETED							\$242,680.29	\$242,680.29	100.0	\$242,680.29	100.0	19	19	100.0	0	19
							\$242,680.29	\$242,680.29	100.0	\$242,680.29	100.0	19	19	100.0	0	19

PGM YEAR	PROJ ID	IDIS ACT ID	ACTIVITY NAME	STATUS	MTX CD	NTL OBJ	ACTIVITY FUNDED AMOUNT (CDBG Funds + LEVERAGING Funds)	CDBG FUNDED AMOUNT	% CDBG FUNDED	CDBG DRAWN AMOUNT	% CDBG DRAWN	OCCUPIED TOTAL	UNITS L/M	% L/M	CUMULATIVE OCCUPIED OWNER	UNITS RENTER
2003	0003	448	HOMEOWNER HOUSING ASSISTANCE	COM	14A	LMH	\$217,142.65	\$217,142.65	100.0	\$217,142.65	100.0	41	41	100.0	0	41
2003 TOTALS: BUDGETED/UNDERWAY							\$0.00	\$0.00	0.0	\$0.00	0.0	0	0	0.0	0	0
COMPLETED							\$217,142.65	\$217,142.65	100.0	\$217,142.65	100.0	41	41	100.0	0	41
							\$217,142.65	\$217,142.65	100.0	\$217,142.65	100.0	41	41	100.0	0	41

PGM YEAR	PROJ ID	IDIS ACT ID	ACTIVITY NAME	STATUS	MTX CD	NTL OBJ	ACTIVITY FUNDED AMOUNT (CDBG Funds + LEVERAGING Funds)	CDBG FUNDED AMOUNT	% CDBG FUNDED	CDBG DRAWN AMOUNT	% CDBG DRAWN	OCCUPIED TOTAL	UNITS L/M	% L/M	CUMULATIVE OCCUPIED OWNER	UNITS RENTER
2002	0018	392	CDBG HOUSING ASSISTANCE	COM	14A	LMH	\$186,202.12	\$186,202.12	100.0	\$186,202.12	100.0	15	15	100.0	0	15
2002 TOTALS: BUDGETED/UNDERWAY							\$0.00	\$0.00	0.0	\$0.00	0.0	0	0	0.0	0	0
COMPLETED							\$186,202.12	\$186,202.12	100.0	\$186,202.12	100.0	15	15	100.0	0	15
							\$186,202.12	\$186,202.12	100.0	\$186,202.12	100.0	15	15	100.0	0	15

PGM YEAR	PROJ ID	IDIS ACT ID	ACTIVITY NAME	STATUS	MTX CD	NTL OBJ	ACTIVITY FUNDED AMOUNT (CDBG Funds + LEVERAGING Funds)	CDBG FUNDED AMOUNT	% CDBG FUNDED	CDBG DRAWN AMOUNT	% CDBG DRAWN	OCCUPIED TOTAL	UNITS L/M	% L/M	CUMULATIVE OCCUPIED OWNER	UNITS RENTER
2001	0008	334	HOMEOWNER HOUSING ASSISTANCE	COM	14A	LMH	\$249,961.97	\$249,961.97	100.0	\$249,961.97	100.0	31	31	100.0	0	31

IDIS - PR10

U.S. Department of Housing and Urban Development
 Office of Community Planning and Development
 Integrated Disbursement and Information System
 CDBG Housing Activities
 BRYAN, TX

DATE: 12-16-24
 TIME: 16:41
 PAGE: 9

2001	0008	430	FELICITAS COSINOS	COM	14A	LMH	\$19,100.00	\$19,100.00	100.0	\$0.00	0.0	3	3	100.0	0	3
2001 TOTALS: BUDGETED/UNDERWAY							\$0.00	\$0.00	0.0	\$0.00	0.0	0	0	0.0	0	0
COMPLETED							\$269,061.97	\$269,061.97	100.0	\$249,961.97	92.9	34	34	100.0	0	34
							\$269,061.97	\$269,061.97	100.0	\$249,961.97	92.9	34	34	100.0	0	34

PGM YEAR	PROJ ID	IDIS ACT ID	ACTIVITY NAME	STATUS	MTX CD	NTL OBJ	ACTIVITY FUNDED AMOUNT (CDBG Funds + LEVERAGING Funds)	CDBG FUNDED AMOUNT	% CDBG FUNDED	CDBG DRAWN AMOUNT	% CDBG DRAWN	OCCUPIED TOTAL	UNITS L/M	% L/M	CUMULATIVE OCCUPIED OWNER	UNITS RENTER
2000	0004	285	HOMEOWNERS HOUSING ASSISTANCE	COM	14A	LMH	\$178,322.97	\$178,322.97	100.0	\$178,322.97	100.0	30	30	100.0	0	30
2000 TOTALS: BUDGETED/UNDERWAY							\$0.00	\$0.00	0.0	\$0.00	0.0	0	0	0.0	0	0
COMPLETED							\$178,322.97	\$178,322.97	100.0	\$178,322.97	100.0	30	30	100.0	0	30
							\$178,322.97	\$178,322.97	100.0	\$178,322.97	100.0	30	30	100.0	0	30

PGM YEAR	PROJ ID	IDIS ACT ID	ACTIVITY NAME	STATUS	MTX CD	NTL OBJ	ACTIVITY FUNDED AMOUNT (CDBG Funds + LEVERAGING Funds)	CDBG FUNDED AMOUNT	% CDBG FUNDED	CDBG DRAWN AMOUNT	% CDBG DRAWN	OCCUPIED TOTAL	UNITS L/M	% L/M	CUMULATIVE OCCUPIED OWNER	UNITS RENTER
1999	0003	229	HOMEOWNER HOUSING ASSISTANCE	COM	14A	LMH	\$224,501.71	\$224,501.71	100.0	\$224,501.71	100.0	15	14	93.3	0	15
1999	0008	234	RE-DEVELOPMENT AND/OR INFRASTRUCTURE	COM	14A	LMH	\$18,780.64	\$18,780.64	100.0	\$18,780.64	100.0	2	2	100.0	0	2
1999	0018	270	ALMA JONES	COM	14A	LMH	\$17,216.31	\$17,216.31	100.0	\$0.00	0.0	1	1	100.0	0	1
1999 TOTALS: BUDGETED/UNDERWAY							\$0.00	\$0.00	0.0	\$0.00	0.0	0	0	0.0	0	0
COMPLETED							\$260,498.66	\$260,498.66	100.0	\$243,282.35	93.3	18	17	94.4	0	18
							\$260,498.66	\$260,498.66	100.0	\$243,282.35	93.3	18	17	94.4	0	18

PGM YEAR	PROJ ID	IDIS ACT ID	ACTIVITY NAME	STATUS	MTX CD	NTL OBJ	ACTIVITY FUNDED AMOUNT (CDBG Funds + LEVERAGING Funds)	CDBG FUNDED AMOUNT	% CDBG FUNDED	CDBG DRAWN AMOUNT	% CDBG DRAWN	OCCUPIED TOTAL	UNITS L/M	% L/M	CUMULATIVE OCCUPIED OWNER	UNITS RENTER
----------	---------	-------------	---------------	--------	--------	---------	--	--------------------	---------------	-------------------	--------------	----------------	-----------	-------	---------------------------	--------------

IDIS - PR10

U.S. Department of Housing and Urban Development
 Office of Community Planning and Development
 Integrated Disbursement and Information System
 CDBG Housing Activities
 BRYAN, TX

DATE: 12-16-24
 TIME: 16:41
 PAGE: 10

PGM YEAR	PROJ ID	IDIS ACT ID	ACTIVITY NAME	STATUS	MTX CD	NTL OBJ	ACTIVITY FUNDED AMOUNT (CDBG Funds + LEVERAGING Funds)	CDBG FUNDED AMOUNT	% CDBG FUNDED	CDBG DRAWN AMOUNT	% CDBG DRAWN	OCCUPIED TOTAL	UNITS L/M	% L/M	CUMULATIVE OCCUPIED OWNER	UNITS RENTER
1998	0004	172	1998 - HOMEOWNER HOUSING ASSISTANCE	COM	14H	LMH	\$132,190.59	\$132,190.59	100.0	\$132,190.59	100.0	0	0	0.0	0	0
1998	0004	196	1998 EMERGENCY REPAIR/REHAB	COM	14A	LMH	\$262,702.33	\$262,702.33	100.0	\$262,702.33	100.0	67	67	100.0	0	67
1998	0006	269	HOMEOWNERS ASSISTANCE	COM	14A	LMH	\$19,016.77	\$19,016.77	100.0	\$0.00	0.0	1	1	100.0	0	1
1998 TOTALS: BUDGETED/UNDERWAY							\$0.00	\$0.00	0.0	\$0.00	0.0	0	0	0.0	0	0
COMPLETED							\$413,909.69	\$413,909.69	100.0	\$394,892.92	95.4	68	68	100.0	0	68
							\$413,909.69	\$413,909.69	100.0	\$394,892.92	95.4	68	68	100.0	0	68

PGM YEAR	PROJ ID	IDIS ACT ID	ACTIVITY NAME	STATUS	MTX CD	NTL OBJ	ACTIVITY FUNDED AMOUNT (CDBG Funds + LEVERAGING Funds)	CDBG FUNDED AMOUNT	% CDBG FUNDED	CDBG DRAWN AMOUNT	% CDBG DRAWN	OCCUPIED TOTAL	UNITS L/M	% L/M	CUMULATIVE OCCUPIED OWNER	UNITS RENTER
1997	0008	103	1997 HOME OWNER HOUSING ASSISTANCE	COM	14A	LMH	\$187,968.00	\$187,968.00	100.0	\$187,968.00	100.0	62	62	100.0	0	62
1997	0008	128	1997 - HOUSING ADMINISTRATIVE (CDBG)	COM	14H	LMH	\$131,305.00	\$131,305.00	100.0	\$131,305.00	100.0	0	0	0.0	0	0
1997	0008	133	ELDER AID EMERGENCY	COM	14A	LMH	\$10,000.00	\$10,000.00	100.0	\$10,000.00	100.0	13	13	100.0	0	13
1997	0021	161	HBR-031	COM	14A	LMH	\$20,053.00	\$20,053.00	100.0	\$4,000.00	19.9	1	1	100.0	0	1
1997 TOTALS: BUDGETED/UNDERWAY							\$0.00	\$0.00	0.0	\$0.00	0.0	0	0	0.0	0	0
COMPLETED							\$349,326.00	\$349,326.00	100.0	\$333,273.00	95.4	76	76	100.0	0	76
							\$349,326.00	\$349,326.00	100.0	\$333,273.00	95.4	76	76	100.0	0	76

PGM YEAR	PROJ ID	IDIS ACT ID	ACTIVITY NAME	STATUS	MTX CD	NTL OBJ	ACTIVITY FUNDED AMOUNT (CDBG Funds + LEVERAGING Funds)	CDBG FUNDED AMOUNT	% CDBG FUNDED	CDBG DRAWN AMOUNT	% CDBG DRAWN	OCCUPIED TOTAL	UNITS L/M	% L/M	CUMULATIVE OCCUPIED OWNER	UNITS RENTER
1995	0005	165	1995 MULTI-UNIT RESIDENTIAL	COM	14A	LMH	\$0.00	\$0.00	0.0	\$0.00	0.0	29	29	100.0	0	29
1995 TOTALS: BUDGETED/UNDERWAY							\$0.00	\$0.00	0.0	\$0.00	0.0	0	0	0.0	0	0
COMPLETED							\$0.00	\$0.00	0.0	\$0.00	0.0	29	29	100.0	0	29

IDIS - PR10

U.S. Department of Housing and Urban Development
 Office of Community Planning and Development
 Integrated Disbursement and Information System
 CDBG Housing Activities
 BRYAN, TX

DATE: 12-16-24
 TIME: 16:41
 PAGE: 11

							\$0.00	\$0.00	0.0	\$0.00	0.0	29	29	100.0	0	29
PGM YEAR	PROJ ID	IDIS ACT ID	ACTIVITY NAME	STATUS	MTX CD	NTL OBJ	ACTIVITY FUNDED AMOUNT (CDBG Funds + LEVERAGING Funds)	CDBG FUNDED AMOUNT	% CDBG FUNDED	CDBG DRAWN AMOUNT	% CDBG DRAWN	OCCUPIED TOTAL	UNITS L/M	% L/M	CUMULATIVE OCCUPIED OWNER	UNITS RENTER

1994	0002	19	Unknown	COM	14A	LMH	\$0.00	\$0.00	0.0	\$0.00	0.0	0	0	0.0	0	0
1994	0002	34	MULTI-FAMILY RENTAL REHAB	COM	14B	LMH	\$0.00	\$0.00	0.0	\$0.00	0.0	29	29	100.0	0	29
1994	0002	40	Unknown	COM	14A	LMH	\$0.00	\$0.00	0.0	\$0.00	0.0	2	2	100.0	0	2
1994 TOTALS: BUDGETED/UNDERWAY							\$0.00	\$0.00	0.0	\$0.00	0.0	0	0	0.0	0	0
							\$0.00	\$0.00	0.0	\$0.00	0.0	31	31	100.0	0	31
							\$0.00	\$0.00	0.0	\$0.00	0.0	31	31	100.0	0	31

U.S. DEPARTMENT OF HOUSING AND URBAN
DEVELOPMENT
OFFICE OF COMMUNITY PLANNING AND DEVELOPMENT
PR22 (1 of 3) - Status of HOME/HOME-ARP/TCAP Activities -
State

DATE: 12/16/2024
TIME: 5:00:10 PM
PAGE: 1/1

IDIS

No data returned for this view. This might be because the applied filter excludes all data.



U.S. Department of Housing and Urban Development
 Office of Community Planning and Development
 Integrated Disbursement and Information System
 Status of HOME Activities - Entitlement
 BRYAN, TX

DATE: 12-16-24
 TIME: 17:04
 PAGE: 1

IDIS - PR22

Note:
 WAED - Written Agreement Execution Date
 IFD - Initial Funding Date

Tenure Type	Activity Type	IDIS Activity	Activity Address	Activity Status	Status Date	Total Units	Home Units	Total HH Assisted	Commitment Date	Commitment Date Type	Committed Amount	Drawn Amount	PCT
Rental	NEW CONSTRUCTION	1158	906 W 16th St , Bryan TX, 77803	OPEN	09/13/24	0	0	N/A	07/02/24	WAED	\$131,800.50	\$0.00	0.00%
Homeowner Rehab	REHABILITATION	1140	1007 Wellington Ave , Bryan TX, 77803	Completed	10/01/24	1	1	N/A	01/18/23	WAED	\$240,437.81	\$240,437.81	100.00%
Homeowner Rehab	REHABILITATION	1147	800 Dumas Dr , Bryan TX, 77803	OPEN	11/19/24	1	1	N/A	07/13/23	WAED	\$334,672.16	\$233,237.74	69.69%
AD/CO/CC	AD/CO/CC	1139	. .	Completed	02/05/24	0	0	0	02/06/23	IFD	\$43,531.90	\$43,531.90	100.00%
AD/CO/CC	AD/CO/CC	1151	. .	Completed	11/27/24	0	0	0	01/25/24	IFD	\$44,335.10	\$44,335.10	100.00%



U.S. Department of Housing and Urban Development
Office of Community Planning and Development
Integrated Disbursement and Information System
Status of HOME Activities - Non-Entitlement
BRYAN, TX

DATE: 12-16-24
TIME: 17:06
PAGE: 1

IDIS - PR22

Note:

WAED - Written Agreement Execution Date
IFD - Initial Funding Date

No data returned for this view. This might be because the applied filter excludes all data.



BRYAN

Count of CDBG Activities with Disbursements by Activity Group & Matrix Code

Activity Group	Activity Category	Open Count	Open Activities Disbursed	Completed Count	Completed Activities Disbursed	Program Year Count	Total Activities Disbursed
Acquisition	Clearance and Demolition (04)	0	\$0.00	3	\$26,638.83	3	\$26,638.83
	Total Acquisition	0	\$0.00	3	\$26,638.83	3	\$26,638.83
Housing	Rehab; Single-Unit Residential (14A)	3	\$328,161.58	0	\$0.00	3	\$328,161.58
	Total Housing	3	\$328,161.58	0	\$0.00	3	\$328,161.58
Public Services	Operating Costs of Homeless/AIDS Patients Programs (03T)	0	\$0.00	1	\$15,275.00	1	\$15,275.00
	Youth Services (05D)	0	\$0.00	2	\$40,234.00	2	\$40,234.00
	Health Services (05M)	0	\$0.00	1	\$40,500.00	1	\$40,500.00
	Subsistence Payment (05Q)	0	\$0.00	1	\$0.00	1	\$0.00
	Other Public Services Not Listed in 05A-05Y, 03T (05Z)	0	\$0.00	2	\$40,500.00	2	\$40,500.00
	Total Public Services	0	\$0.00	7	\$136,509.00	7	\$136,509.00
General Administration and Planning	General Program Administration (21A)	1	\$0.00	2	\$182,012.00	3	\$182,012.00
	Total General Administration and Planning	1	\$0.00	2	\$182,012.00	3	\$182,012.00
Grand Total		4	\$328,161.58	12	\$345,159.83	16	\$673,321.41



BRYAN

CDBG Sum of Actual Accomplishments by Activity Group and Accomplishment Type

Activity Group	Matrix Code	Accomplishment Type	Program Year		
			Open Count	Completed Count	Totals
Acquisition	Clearance and Demolition (04)	Housing Units	0	3	3
	Total Acquisition		0	3	3
Housing	Rehab; Single-Unit Residential (14A)	Housing Units	77	0	77
	Total Housing		77	0	77
Public Services	Operating Costs of Homeless/AIDS Patients Programs (03T)	Persons	0	22	22
	Youth Services (05D)	Persons	0	71	71
	Health Services (05M)	Persons	0	322	322
	Subsistence Payment (05Q)	Persons	0	483	483
	Other Public Services Not Listed in 05A-05Y, 03T (05Z)	Persons	0	454	454
	Total Public Services		0	1,352	1,352
Grand Total			77	1,355	1,432



BRYAN

CDBG Beneficiaries by Racial / Ethnic Category

Housing-Non Housing	Race	Total Persons	Total Hispanic Persons	Total Households	Total Hispanic Households
Housing	White	0	0	12	7
	Black/African American	0	0	39	0
	Total Housing	0	0	51	7
Non Housing	White	598	415	0	0
	Black/African American	619	21	0	0
	Asian	7	2	0	0
	American Indian/Alaskan Native	8	4	0	0
	Native Hawaiian/Other Pacific Islander	2	0	0	0
	American Indian/Alaskan Native & White	2	2	0	0
	Asian & White	1	1	0	0
	Black/African American & White	98	16	0	0
	Amer. Indian/Alaskan Native & Black/African Amer.	2	0	0	0
	Other multi-racial	15	7	0	0
	Total Non Housing	1,352	468	0	0
Grand Total	White	598	415	12	7
	Black/African American	619	21	39	0
	Asian	7	2	0	0
	American Indian/Alaskan Native	8	4	0	0
	Native Hawaiian/Other Pacific Islander	2	0	0	0
	American Indian/Alaskan Native & White	2	2	0	0
	Asian & White	1	1	0	0
	Black/African American & White	98	16	0	0
	Amer. Indian/Alaskan Native & Black/African Amer.	2	0	0	0
	Other multi-racial	15	7	0	0
	Total Grand Total	1,352	468	51	7



BRYAN

CDBG Beneficiaries by Income Category [\(Click here to view activities\)](#)

	Income Levels	Owner Occupied	Renter Occupied	Persons
Housing	Extremely Low (<=30%)	12	0	0
	Low (>30% and <=50%)	11	0	0
	Mod (>50% and <=80%)	12	0	0
	Total Low-Mod	35	0	0
	Non Low-Mod (>80%)	0	0	0
	Total Beneficiaries	35	0	0
Non Housing	Extremely Low (<=30%)	0	0	265
	Low (>30% and <=50%)	0	0	62
	Mod (>50% and <=80%)	0	0	17
	Total Low-Mod	0	0	344
	Non Low-Mod (>80%)	0	0	0
	Total Beneficiaries	0	0	344



U.S. Department of Housing and Urban Development
 Office of Community Planning and Development
 Integrated Disbursement and Information System
 PR 25 - Status of CHDO Funds by Fiscal Year Report

DATE: 11-25-24
 TIME: 17:20
 PAGE: 1

{Prompted Grantee} = BRYAN

Funds Not Subgranted To CHDOS

Fiscal Year	PJ Name	Fund Type	Balance to Subgrant
2024	BRYAN	CR CHDO RESERVE	\$52,367.66
Total For 2024 Funds (CR+CC+CL)			\$52,367.66
Total For 2024 Funds (CO)			\$0.00

Funds Subgranted To CHDOS

Fiscal Year	PJ Name	CHDO Name	Fund Type	Amount Subgranted	Amount Committed	Balance to Commit	% Committed	Amount Disbursed	% Disbursed
2023	BRYAN	Elder_Aid	CR	\$66,502.65	\$66,502.65	\$0.00	100.0%	\$0.00	0.0%
Fund Type Total for 2023				\$66,502.65	\$66,502.65	\$0.00	100.0%	\$0.00	0.0%
Total For 2023 Funds (CR+CC+CL)				\$66,502.65					
Total For 2023 Funds (CO)				\$0.00					

Funds Subgranted To CHDOS

Fiscal Year	PJ Name	CHDO Name	Fund Type	Amount Subgranted	Amount Committed	Balance to Commit	% Committed	Amount Disbursed	% Disbursed
2022	BRYAN	Elder_Aid	CR	\$65,297.85	\$65,297.85	\$0.00	100.0%	\$0.00	0.0%
Fund Type Total for 2022				\$65,297.85	\$65,297.85	\$0.00	100.0%	\$0.00	0.0%
Total For 2022 Funds (CR+CC+CL)				\$65,297.85					
Total For 2022 Funds (CO)				\$0.00					

Funds Subgranted To CHDOS

Fiscal Year	PJ Name	CHDO Name	Fund Type	Amount Subgranted	Amount Committed	Balance to Commit	% Committed	Amount Disbursed	% Disbursed
2021	BRYAN	ELDER-AID	CR	\$57,357.30	\$57,357.30	\$0.00	100.0%	\$57,357.30	100.0%
Fund Type Total for 2021				\$57,357.30	\$57,357.30	\$0.00	100.0%	\$57,357.30	100.0%
Total For 2021 Funds (CR+CC+CL)				\$57,357.30					
Total For 2021 Funds (CO)				\$0.00					



U.S. Department of Housing and Urban Development
 Office of Community Planning and Development
 Integrated Disbursement and Information System
 PR 25 - Status of CHDO Funds by Fiscal Year Report

DATE: 11-25-24
 TIME: 17:20
 PAGE: 2

{Prompted Grantee} = BRYAN

Funds Subgranted To CHDOS

Fiscal Year	PJ Name	CHDO Name	Fund Type	Amount		Balance		Amount	
				Subgranted	Committed	to Commit	% Committed	Disbursed	% Disbursed
2020	BRYAN	ELDER-AID	CR	\$58,301.55	\$58,301.55	\$0.00	100.0%	\$58,301.55	100.0%
Fund Type Total for 2020				\$58,301.55	\$58,301.55	\$0.00	100.0%	\$58,301.55	100.0%
Total For 2020 Funds (CR+CC+CL)				\$58,301.55					
Total For 2020 Funds (CO)				\$0.00					

Funds Subgranted To CHDOS

Fiscal Year	PJ Name	CHDO Name	Fund Type	Amount		Balance		Amount	
				Subgranted	Committed	to Commit	% Committed	Disbursed	% Disbursed
2019	BRYAN	ELDER-AID	CR	\$50,924.85	\$50,924.85	\$0.00	100.0%	\$50,924.85	100.0%
Fund Type Total for 2019				\$50,924.85	\$50,924.85	\$0.00	100.0%	\$50,924.85	100.0%
Total For 2019 Funds (CR+CC+CL)				\$50,924.85					
Total For 2019 Funds (CO)				\$0.00					

Funds Subgranted To CHDOS

Fiscal Year	PJ Name	CHDO Name	Fund Type	Amount		Balance		Amount	
				Subgranted	Committed	to Commit	% Committed	Disbursed	% Disbursed
2018	BRYAN	ELDER-AID	CR	\$51,556.05	\$51,556.05	\$0.00	100.0%	\$51,556.05	100.0%
Fund Type Total for 2018				\$51,556.05	\$51,556.05	\$0.00	100.0%	\$51,556.05	100.0%
Total For 2018 Funds (CR+CC+CL)				\$51,556.05					
Total For 2018 Funds (CO)				\$0.00					

Funds Subgranted To CHDOS

Fiscal Year	PJ Name	CHDO Name	Fund Type	Amount		Balance		Amount	
				Subgranted	Committed	to Commit	% Committed	Disbursed	% Disbursed
2017	BRYAN	ELDER-AID	CR	\$37,528.35	\$37,528.35	\$0.00	100.0%	\$37,528.35	100.0%
Fund Type Total for 2017				\$37,528.35	\$37,528.35	\$0.00	100.0%	\$37,528.35	100.0%
Total For 2017 Funds (CR+CC+CL)				\$37,528.35					
Total For 2017 Funds (CO)				\$0.00					



U.S. Department of Housing and Urban Development
 Office of Community Planning and Development
 Integrated Disbursement and Information System
 PR 25 - Status of CHDO Funds by Fiscal Year Report

DATE: 11-25-24
 TIME: 17:20
 PAGE: 3

{Prompted Grantee} = BRYAN

Funds Subgranted To CHDOS

Fiscal Year	PJ Name	CHDO Name	Fund Type	Amount		Balance		Amount	
				Subgranted	Committed	to	%	Disbursed	%
2016	BRYAN	ELDER-AID	CR	\$40,907.55	\$40,907.55	\$0.00	100.0%	\$40,907.55	100.0%
Fund Type Total for 2016				\$40,907.55	\$40,907.55	\$0.00	100.0%	\$40,907.55	100.0%
Total For 2016 Funds (CR+CC+CL)				\$40,907.55					
Total For 2016 Funds (CO)				\$0.00					

Funds Subgranted To CHDOS

Fiscal Year	PJ Name	CHDO Name	Fund Type	Amount		Balance		Amount	
				Subgranted	Committed	to	%	Disbursed	%
2015	BRYAN	ELDER-AID	CR	\$39,339.30	\$39,339.30	\$0.00	100.0%	\$39,339.30	100.0%
Fund Type Total for 2015				\$39,339.30	\$39,339.30	\$0.00	100.0%	\$39,339.30	100.0%
Total For 2015 Funds (CR+CC+CL)				\$39,339.30					
Total For 2015 Funds (CO)				\$0.00					

Funds Subgranted To CHDOS

Fiscal Year	PJ Name	CHDO Name	Fund Type	Amount		Balance		Amount	
				Subgranted	Committed	to	%	Disbursed	%
2014	BRYAN	ELDER-AID	CR	\$45,408.60	\$45,408.60	\$0.00	100.0%	\$45,408.60	100.0%
Fund Type Total for 2014				\$45,408.60	\$45,408.60	\$0.00	100.0%	\$45,408.60	100.0%
Total For 2014 Funds (CR+CC+CL)				\$45,408.60					
Total For 2014 Funds (CO)				\$0.00					

Funds Subgranted To CHDOS

Fiscal Year	PJ Name	CHDO Name	Fund Type	Amount		Balance		Amount	
				Subgranted	Committed	to	%	Disbursed	%
2013	BRYAN	ELDER-AID	CR	\$45,188.70	\$45,188.70	\$0.00	100.0%	\$45,188.70	100.0%
Fund Type Total for 2013				\$45,188.70	\$45,188.70	\$0.00	100.0%	\$45,188.70	100.0%
Total For 2013 Funds (CR+CC+CL)				\$45,188.70					
Total For 2013 Funds (CO)				\$0.00					



U.S. Department of Housing and Urban Development
 Office of Community Planning and Development
 Integrated Disbursement and Information System
 PR 25 - Status of CHDO Funds by Fiscal Year Report

DATE: 11-25-24
 TIME: 17:20
 PAGE: 4

{Prompted Grantee} = BRYAN

Funds Subgranted To CHDOS

Fiscal Year	PJ Name	CHDO Name	Fund Type	Amount		Balance		Amount	
				Subgranted	Committed	to Commit	Committed	Disbursed	Disbursed
2012	BRYAN	ELDER-AID	CO	\$15,361.00	\$15,361.00	\$0.00	100.0%	\$15,361.00	100.0%
			CR	\$46,085.00	\$46,085.00	\$0.00	100.0%	\$46,085.00	100.0%
			CO	<u>\$15,361.00</u>	<u>\$15,361.00</u>	<u>\$0.00</u>	<u>100.0%</u>	<u>\$15,361.00</u>	<u>100.0%</u>
			CR	<u>\$46,085.00</u>	<u>\$46,085.00</u>	<u>\$0.00</u>	<u>100.0%</u>	<u>\$46,085.00</u>	<u>100.0%</u>
Fund Type Total for 2012									
Total For 2012 Funds (CR+CC+CL)				\$46,085.00					
Total For 2012 Funds (CO)				\$15,361.00					

Funds Subgranted To CHDOS

Fiscal Year	PJ Name	CHDO Name	Fund Type	Amount		Balance		Amount	
				Subgranted	Committed	to Commit	Committed	Disbursed	Disbursed
2011	BRYAN	NO LIMITS IEDC	CR	\$62,661.60	\$62,661.60	\$0.00	100.0%	\$62,661.60	100.0%
			CR	<u>\$62,661.60</u>	<u>\$62,661.60</u>	<u>\$0.00</u>	<u>100.0%</u>	<u>\$62,661.60</u>	<u>100.0%</u>
Fund Type Total for 2011									
Total For 2011 Funds (CR+CC+CL)				\$62,661.60					
Total For 2011 Funds (CO)				\$0.00					

Funds Subgranted To CHDOS

Fiscal Year	PJ Name	CHDO Name	Fund Type	Amount		Balance		Amount	
				Subgranted	Committed	to Commit	Committed	Disbursed	Disbursed
2010	BRYAN	ELDER-AID	CR	\$70,780.20	\$70,780.20	\$0.00	100.0%	\$70,780.20	100.0%
			CR	<u>\$70,780.20</u>	<u>\$70,780.20</u>	<u>\$0.00</u>	<u>100.0%</u>	<u>\$70,780.20</u>	<u>100.0%</u>
Fund Type Total for 2010									
Total For 2010 Funds (CR+CC+CL)				\$70,780.20					
Total For 2010 Funds (CO)				\$0.00					

Funds Subgranted To CHDOS

Fiscal Year	PJ Name	CHDO Name	Fund Type	Amount		Balance		Amount	
				Subgranted	Committed	to Commit	Committed	Disbursed	Disbursed
2009	BRYAN	ELDER-AID	CR	\$48,500.00	\$48,500.00	\$0.00	100.0%	\$48,500.00	100.0%
		EMBRACE BRAZOS VALLEY, INC.	CO	\$5,000.00	\$5,000.00	\$0.00	100.0%	\$5,000.00	100.0%
			CR	\$22,705.90	\$22,705.90	\$0.00	100.0%	\$22,705.90	100.0%
			CO	<u>\$5,000.00</u>	<u>\$5,000.00</u>	<u>\$0.00</u>	<u>100.0%</u>	<u>\$5,000.00</u>	<u>100.0%</u>
			CR	<u>\$71,205.90</u>	<u>\$71,205.90</u>	<u>\$0.00</u>	<u>100.0%</u>	<u>\$71,205.90</u>	<u>100.0%</u>
Fund Type Total for 2009									
Total For 2009 Funds (CR+CC+CL)				\$71,205.90					
Total For 2009 Funds (CO)				\$5,000.00					



U.S. Department of Housing and Urban Development
 Office of Community Planning and Development
 Integrated Disbursement and Information System
 PR 25 - Status of CHDO Funds by Fiscal Year Report

DATE: 11-25-24
 TIME: 17:20
 PAGE: 5

{Prompted Grantee} = BRYAN

Funds Subgranted To CHDOS

Fiscal Year	PJ Name	CHDO Name	Fund Type	Amount		Balance		Amount	
				Subgranted	Committed	to Commit	% Committed	Disbursed	% Disbursed
2008	BRYAN	EMBRACE BRAZOS VALLEY, INC.	CR	\$15,059.90	\$15,059.90	\$0.00	100.0%	\$15,059.90	100.0%
		NO LIMITS IEDC	CR	\$49,000.00	\$49,000.00	\$0.00	100.0%	\$49,000.00	100.0%
Fund Type Total for 2008				\$64,059.90	\$64,059.90	\$0.00	100.0%	\$64,059.90	100.0%
Total For 2008 Funds (CR+CC+CL)				\$64,059.90					
Total For 2008 Funds (CO)				\$0.00					

Funds Subgranted To CHDOS

Fiscal Year	PJ Name	CHDO Name	Fund Type	Amount		Balance		Amount	
				Subgranted	Committed	to Commit	% Committed	Disbursed	% Disbursed
2007	BRYAN	ELDER-AID	CR	\$30,618.43	\$30,618.43	\$0.00	100.0%	\$30,618.43	100.0%
		EMBRACE BRAZOS VALLEY, INC.	CR	\$35,337.77	\$35,337.77	\$0.00	100.0%	\$35,337.77	100.0%
Fund Type Total for 2007				\$65,956.20	\$65,956.20	\$0.00	100.0%	\$65,956.20	100.0%
Total For 2007 Funds (CR+CC+CL)				\$65,956.20					
Total For 2007 Funds (CO)				\$0.00					

Funds Subgranted To CHDOS

Fiscal Year	PJ Name	CHDO Name	Fund Type	Amount		Balance		Amount	
				Subgranted	Committed	to Commit	% Committed	Disbursed	% Disbursed
2006	BRYAN	ELDER-AID	CR	\$66,646.65	\$66,646.65	\$0.00	100.0%	\$66,646.65	100.0%
Fund Type Total for 2006				\$66,646.65	\$66,646.65	\$0.00	100.0%	\$66,646.65	100.0%
Total For 2006 Funds (CR+CC+CL)				\$66,646.65					
Total For 2006 Funds (CO)				\$0.00					

Funds Subgranted To CHDOS

Fiscal Year	PJ Name	CHDO Name	Fund Type	Amount		Balance		Amount	
				Subgranted	Committed	to Commit	% Committed	Disbursed	% Disbursed
2005	BRYAN	ELDER-AID	CR	\$70,752.60	\$70,752.60	\$0.00	100.0%	\$70,752.60	100.0%
Fund Type Total for 2005				\$70,752.60	\$70,752.60	\$0.00	100.0%	\$70,752.60	100.0%
Total For 2005 Funds (CR+CC+CL)				\$70,752.60					
Total For 2005 Funds (CO)				\$0.00					



U.S. Department of Housing and Urban Development
 Office of Community Planning and Development
 Integrated Disbursement and Information System
 PR 25 - Status of CHDO Funds by Fiscal Year Report

DATE: 11-25-24
 TIME: 17:20
 PAGE: 6

{Prompted Grantee} = BRYAN

Funds Subgranted To CHDOS

Fiscal Year	PJ Name	CHDO Name	Fund Type	Amount		Balance		Amount	
				Subgranted	Committed	to Commit	Committed	Disbursed	Disbursed
2004	BRYAN	ELDER-AID	CR	\$75,058.20	\$75,058.20	\$0.00	100.0%	\$75,058.20	100.0%
Fund Type Total for 2004				\$75,058.20	\$75,058.20	\$0.00	100.0%	\$75,058.20	100.0%
Total For 2004 Funds (CR+CC+CL)				\$75,058.20					
Total For 2004 Funds (CO)				\$0.00					

Funds Subgranted To CHDOS

Fiscal Year	PJ Name	CHDO Name	Fund Type	Amount		Balance		Amount	
				Subgranted	Committed	to Commit	Committed	Disbursed	Disbursed
2003	BRYAN	ELDER-AID	CR	\$75,468.75	\$75,468.75	\$0.00	100.0%	\$75,468.75	100.0%
Fund Type Total for 2003				\$75,468.75	\$75,468.75	\$0.00	100.0%	\$75,468.75	100.0%
Total For 2003 Funds (CR+CC+CL)				\$75,468.75					
Total For 2003 Funds (CO)				\$0.00					

Funds Subgranted To CHDOS

Fiscal Year	PJ Name	CHDO Name	Fund Type	Amount		Balance		Amount	
				Subgranted	Committed	to Commit	Committed	Disbursed	Disbursed
2002	BRYAN	ELDER-AID	CR	\$66,300.00	\$66,300.00	\$0.00	100.0%	\$66,300.00	100.0%
Fund Type Total for 2002				\$66,300.00	\$66,300.00	\$0.00	100.0%	\$66,300.00	100.0%
Total For 2002 Funds (CR+CC+CL)				\$66,300.00					
Total For 2002 Funds (CO)				\$0.00					

Funds Subgranted To CHDOS

Fiscal Year	PJ Name	CHDO Name	Fund Type	Amount		Balance		Amount	
				Subgranted	Committed	to Commit	Committed	Disbursed	Disbursed
2001	BRYAN	ELDER-AID	CR	\$66,750.00	\$66,750.00	\$0.00	100.0%	\$66,750.00	100.0%
Fund Type Total for 2001				\$66,750.00	\$66,750.00	\$0.00	100.0%	\$66,750.00	100.0%
Total For 2001 Funds (CR+CC+CL)				\$66,750.00					
Total For 2001 Funds (CO)				\$0.00					



U.S. Department of Housing and Urban Development
 Office of Community Planning and Development
 Integrated Disbursement and Information System
 PR 25 - Status of CHDO Funds by Fiscal Year Report

DATE: 11-25-24
 TIME: 17:20
 PAGE: 7

{Prompted Grantee} = BRYAN

Funds Subgranted To CHDOS

Fiscal Year	PJ Name	CHDO Name	Fund Type	Amount		Balance		Amount	
				Subgranted	Committed	to Commit	Committed	Disbursed	Disbursed
2000	BRYAN	ELDER-AID	CR	\$59,850.00	\$59,850.00	\$0.00	100.0%	\$59,850.00	100.0%
Fund Type Total for 2000				\$59,850.00	\$59,850.00	\$0.00	100.0%	\$59,850.00	100.0%
Total For 2000 Funds (CR+CC+CL)				\$59,850.00					
Total For 2000 Funds (CO)				\$0.00					

Funds Subgranted To CHDOS

Fiscal Year	PJ Name	CHDO Name	Fund Type	Amount		Balance		Amount	
				Subgranted	Committed	to Commit	Committed	Disbursed	Disbursed
1999	BRYAN	ELDER-AID	CR	\$60,000.00	\$60,000.00	\$0.00	100.0%	\$60,000.00	100.0%
Fund Type Total for 1999				\$60,000.00	\$60,000.00	\$0.00	100.0%	\$60,000.00	100.0%
Total For 1999 Funds (CR+CC+CL)				\$60,000.00					
Total For 1999 Funds (CO)				\$0.00					

Funds Subgranted To CHDOS

Fiscal Year	PJ Name	CHDO Name	Fund Type	Amount		Balance		Amount	
				Subgranted	Committed	to Commit	Committed	Disbursed	Disbursed
1998	BRYAN	ELDER-AID	CR	\$55,500.00	\$55,500.00	\$0.00	100.0%	\$55,500.00	100.0%
Fund Type Total for 1998				\$55,500.00	\$55,500.00	\$0.00	100.0%	\$55,500.00	100.0%
Total For 1998 Funds (CR+CC+CL)				\$55,500.00					
Total For 1998 Funds (CO)				\$0.00					

Funds Subgranted To CHDOS

Fiscal Year	PJ Name	CHDO Name	Fund Type	Amount		Balance		Amount	
				Subgranted	Committed	to Commit	Committed	Disbursed	Disbursed
1997	BRYAN	ELDER-AID	CR	\$52,350.00	\$52,350.00	\$0.00	100.0%	\$52,350.00	100.0%
Fund Type Total for 1997				\$52,350.00	\$52,350.00	\$0.00	100.0%	\$52,350.00	100.0%
Total For 1997 Funds (CR+CC+CL)				\$52,350.00					
Total For 1997 Funds (CO)				\$0.00					



U.S. Department of Housing and Urban Development
 Office of Community Planning and Development
 Integrated Disbursement and Information System
 PR 25 - Status of CHDO Funds by Fiscal Year Report

DATE: 11-25-24
 TIME: 17:20
 PAGE: 8

{Prompted Grantee} = BRYAN

Funds Subgranted To CHDOS

Fiscal Year	PJ Name	CHDO Name	Fund Type	Balance						
				Amount Subgranted	Amount Committed	to Commit	% Committed	Amount Disbursed	% Disbursed	
1996	BRYAN	ELDER-AID	CR	\$75,000.00	\$75,000.00	\$0.00	100.0%	\$75,000.00	100.0%	
Fund Type Total for 1996				\$75,000.00	\$75,000.00	\$0.00	100.0%	\$75,000.00	100.0%	
Total For 1996 Funds (CR+CC+CL)				\$75,000.00						
Total For 1996 Funds (CO)				\$0.00						
Total For All Years (Subgranted to CHDOS)				\$1,683,098.75						
Total For All Years (Not Subgranted to CHDOS)				\$52,367.66						
Grand Total				\$1,735,466.41						



PART I: SUMMARY OF CDBG RESOURCES

01 UNEXPENDED CDBG FUNDS AT END OF PREVIOUS PROGRAM YEAR	802,832.49
02 ENTITLEMENT GRANT	910,061.00
03 SURPLUS URBAN RENEWAL	0.00
04 SECTION 108 GUARANTEED LOAN FUNDS	0.00
05 CURRENT YEAR PROGRAM INCOME	43,594.29
05a CURRENT YEAR SECTION 108 PROGRAM INCOME (FOR SI TYPE)	0.00
06 FUNDS RETURNED TO THE LINE-OF-CREDIT	0.00
06a FUNDS RETURNED TO THE LOCAL CDBG ACCOUNT	0.00
07 ADJUSTMENT TO COMPUTE TOTAL AVAILABLE	0.00
08 TOTAL AVAILABLE (SUM, LINES 01-07)	1,756,487.78

PART II: SUMMARY OF CDBG EXPENDITURES

09 DISBURSEMENTS OTHER THAN SECTION 108 REPAYMENTS AND PLANNING/ADMINISTRATION	491,309.41
10 ADJUSTMENT TO COMPUTE TOTAL AMOUNT SUBJECT TO LOW/MOD BENEFIT	0.00
11 AMOUNT SUBJECT TO LOW/MOD BENEFIT (LINE 09 + LINE 10)	491,309.41
12 DISBURSED IN IDIS FOR PLANNING/ADMINISTRATION	182,012.00
13 DISBURSED IN IDIS FOR SECTION 108 REPAYMENTS	0.00
14 ADJUSTMENT TO COMPUTE TOTAL EXPENDITURES	0.00
15 TOTAL EXPENDITURES (SUM, LINES 11-14)	673,321.41
16 UNEXPENDED BALANCE (LINE 08 - LINE 15)	1,083,166.37

PART III: LOWMOD BENEFIT THIS REPORTING PERIOD

17 EXPENDED FOR LOW/MOD HOUSING IN SPECIAL AREAS	0.00
18 EXPENDED FOR LOW/MOD MULTI-UNIT HOUSING	0.00
19 DISBURSED FOR OTHER LOW/MOD ACTIVITIES	464,670.58
20 ADJUSTMENT TO COMPUTE TOTAL LOW/MOD CREDIT	0.00
21 TOTAL LOW/MOD CREDIT (SUM, LINES 17-20)	464,670.58
22 PERCENT LOW/MOD CREDIT (LINE 21/LINE 11)	94.58%

LOW/MOD BENEFIT FOR MULTI-YEAR CERTIFICATIONS

23 PROGRAM YEARS(PY) COVERED IN CERTIFICATION	PY: PY: PY:
24 CUMULATIVE NET EXPENDITURES SUBJECT TO LOW/MOD BENEFIT CALCULATION	0.00
25 CUMULATIVE EXPENDITURES BENEFITING LOW/MOD PERSONS	0.00
26 PERCENT BENEFIT TO LOW/MOD PERSONS (LINE 25/LINE 24)	0.00%

PART IV: PUBLIC SERVICE (PS) CAP CALCULATIONS

27 DISBURSED IN IDIS FOR PUBLIC SERVICES	136,509.00
28 PS UNLIQUIDATED OBLIGATIONS AT END OF CURRENT PROGRAM YEAR	0.00
29 PS UNLIQUIDATED OBLIGATIONS AT END OF PREVIOUS PROGRAM YEAR	0.00
30 ADJUSTMENT TO COMPUTE TOTAL PS OBLIGATIONS	0.00
31 TOTAL PS OBLIGATIONS (LINE 27 + LINE 28 - LINE 29 + LINE 30)	136,509.00
32 ENTITLEMENT GRANT	910,061.00
33 PRIOR YEAR PROGRAM INCOME	42,851.52
34 ADJUSTMENT TO COMPUTE TOTAL SUBJECT TO PS CAP	0.00
35 TOTAL SUBJECT TO PS CAP (SUM, LINES 32-34)	952,912.52
36 PERCENT FUNDS OBLIGATED FOR PS ACTIVITIES (LINE 31/LINE 35)	14.33%

PART V: PLANNING AND ADMINISTRATION (PA) CAP

37 DISBURSED IN IDIS FOR PLANNING/ADMINISTRATION	182,012.00
38 PA UNLIQUIDATED OBLIGATIONS AT END OF CURRENT PROGRAM YEAR	0.00
39 PA UNLIQUIDATED OBLIGATIONS AT END OF PREVIOUS PROGRAM YEAR	0.00
40 ADJUSTMENT TO COMPUTE TOTAL PA OBLIGATIONS	0.00
41 TOTAL PA OBLIGATIONS (LINE 37 + LINE 38 - LINE 39 +LINE 40)	182,012.00
42 ENTITLEMENT GRANT	910,061.00
43 CURRENT YEAR PROGRAM INCOME	43,594.29
44 ADJUSTMENT TO COMPUTE TOTAL SUBJECT TO PA CAP	0.00
45 TOTAL SUBJECT TO PA CAP (SUM, LINES 42-44)	953,655.29
46 PERCENT FUNDS OBLIGATED FOR PA ACTIVITIES (LINE 41/LINE 45)	19.09%



LINE 17 DETAIL: ACTIVITIES TO CONSIDER IN DETERMINING THE AMOUNT TO ENTER ON LINE 17

No data returned for this view. This might be because the applied filter excludes all data.

LINE 18 DETAIL: ACTIVITIES TO CONSIDER IN DETERMINING THE AMOUNT TO ENTER ON LINE 18

No data returned for this view. This might be because the applied filter excludes all data.

LINE 19 DETAIL: ACTIVITIES INCLUDED IN THE COMPUTATION OF LINE 19

Plan Year	IDIS Project	IDIS Activity	Voucher Number	Activity Name	Matrix Code	National Objective	Drawn Amount
2023	8	1155	6926869	A Home Base for Transitioning Foster Youth DBA Unlimited Potential	03T	LMC	\$7,728.26
2023	8	1155	6947162	A Home Base for Transitioning Foster Youth DBA Unlimited Potential	03T	LMC	\$7,546.74
					03T	Matrix Code	\$15,275.00
2023	5	1154	6894652	Big Brothers Big Sisters STEM Program	05D	LMC	\$2,000.00
2023	5	1154	6926869	Big Brothers Big Sisters STEM Program	05D	LMC	\$4,167.81
2023	5	1154	6947162	Big Brothers Big Sisters STEM Program	05D	LMC	\$34,066.19
					05D	Matrix Code	\$40,234.00
2023	6	1153	6926869	Brazos Maternal & Child Health Clinic	05M	LMC	\$17,216.77
2023	6	1153	6947162	Brazos Maternal & Child Health Clinic	05M	LMC	\$23,283.23
					05M	Matrix Code	\$40,500.00
2023	7	1152	6894652	Family Promise of Bryan-College Station	05Z	LMC	\$10,000.00
2023	7	1152	6926869	Family Promise of Bryan-College Station	05Z	LMC	\$10,246.85
2023	7	1152	6947162	Family Promise of Bryan-College Station	05Z	LMC	\$20,253.15
					05Z	Matrix Code	\$40,500.00
2021	1	1119	6866340	CDBG Housing Assistance Program	14A	LMH	\$32,476.94
2021	1	1119	6894652	CDBG Housing Assistance Program	14A	LMH	\$28,692.17
2021	1	1119	6926869	CDBG Housing Assistance Program	14A	LMH	\$94.31
2022	1	1138	6866340	CDBG Housing Assistance Program	14A	LMH	\$20,252.09
2022	1	1138	6894652	CDBG Housing Assistance Program	14A	LMH	\$24,484.08
2022	1	1138	6926869	CDBG Housing Assistance Program	14A	LMH	\$131,574.25
2022	1	1138	6947162	CDBG Housing Assistance Program	14A	LMH	\$78,991.29
2022	1	1138	6964085	CDBG Housing Assistance Program	14A	LMH	\$7,019.00
2023	1	1159	6947162	CDRE06 CDBG Rehabilitation	14A	LMH	\$4,577.45
					14A	Matrix Code	\$328,161.58
Total							\$464,670.58

LINE 27 DETAIL: ACTIVITIES INCLUDED IN THE COMPUTATION OF LINE 27

Plan Year	IDIS Project	IDIS Activity	Voucher Number	Activity to prevent, prepare for, and respond to Coronavirus	Activity Name	Grant Number	Fund Type	Matrix Code	National Objective	Drawn Amount
2023	8	1155	6926869	No	A Home Base for Transitioning Foster Youth DBA Unlimited Potential	B23MC480006	EN	03T	LMC	\$7,728.26
2023	8	1155	6947162	No	A Home Base for Transitioning Foster Youth DBA Unlimited Potential	B23MC480006	EN	03T	LMC	\$7,546.74
								03T	Matrix Code	\$15,275.00
2023	5	1154	6894652	No	Big Brothers Big Sisters STEM Program	B23MC480006	EN	05D	LMC	\$2,000.00
2023	5	1154	6926869	No	Big Brothers Big Sisters STEM Program	B23MC480006	EN	05D	LMC	\$4,167.81
2023	5	1154	6947162	No	Big Brothers Big Sisters STEM Program	B23MC480006	EN	05D	LMC	\$34,066.19
								05D	Matrix Code	\$40,234.00
2023	6	1153	6926869	No	Brazos Maternal & Child Health Clinic	B23MC480006	EN	05M	LMC	\$17,216.77
2023	6	1153	6947162	No	Brazos Maternal & Child Health Clinic	B23MC480006	EN	05M	LMC	\$23,283.23
								05M	Matrix Code	\$40,500.00
2023	7	1152	6894652	No	Family Promise of Bryan-College Station	B23MC480006	EN	05Z	LMC	\$10,000.00
2023	7	1152	6926869	No	Family Promise of Bryan-College Station	B23MC480006	EN	05Z	LMC	\$10,246.85
2023	7	1152	6947162	No	Family Promise of Bryan-College Station	B23MC480006	EN	05Z	LMC	\$20,253.15
								05Z	Matrix Code	\$40,500.00
Total				No	Activity to prevent, prepare for, and respond to Coronavirus					\$136,509.00
										\$464,670.58



LINE 37 DETAIL: ACTIVITIES INCLUDED IN THE COMPUTATION OF LINE 37

Plan Year	IDIS Project	IDIS Activity	Voucher Number	Activity Name	Matrix Code	National Objective	Drawn Amount
2023	10	1150	6866336	2023 CDBG Administration	21A		\$63,442.97
2023	10	1150	6894646	2023 CDBG Administration	21A		\$61,743.64
2023	10	1150	6926863	2023 CDBG Administration	21A		\$55,606.51
2023	10	1150	6947160	2023 CDBG Administration	21A		\$1,218.88
Total					21A	Matrix Code	\$182,012.00



PART I: SUMMARY OF CDBG-CV RESOURCES

01 CDBG-CV GRANT	1,098,090.00
02 FUNDS RETURNED TO THE LINE-OF-CREDIT	0.00
03 FUNDS RETURNED TO THE LOCAL CDBG ACCOUNT	0.00
04 TOTAL CDBG-CV FUNDS AWARDED	1,098,090.00

PART II: SUMMARY OF CDBG-CV EXPENDITURES

05 DISBURSEMENTS OTHER THAN SECTION 108 REPAYMENTS AND PLANNING/ADMINISTRATION	1,007,607.00
06 DISBURSED IN IDIS FOR PLANNING/ADMINISTRATION	90,483.00
07 DISBURSED IN IDIS FOR SECTION 108 REPAYMENTS	0.00
08 TOTAL EXPENDITURES (SUM, LINES 05 - 07)	1,098,090.00
09 UNEXPENDED BALANCE (LINE 04 - LINE8)	0.00

PART III: LOWMOD BENEFIT FOR THE CDBG-CV GRANT

10 EXPENDED FOR LOW/MOD HOUSING IN SPECIAL AREAS	0.00
11 EXPENDED FOR LOW/MOD MULTI-UNIT HOUSING	0.00
12 DISBURSED FOR OTHER LOW/MOD ACTIVITIES	1,007,607.00
13 TOTAL LOW/MOD CREDIT (SUM, LINES 10 - 12)	1,007,607.00
14 AMOUNT SUBJECT TO LOW/MOD BENEFIT (LINE 05)	1,007,607.00
15 PERCENT LOW/MOD CREDIT (LINE 13/LINE 14)	100.00%

PART IV: PUBLIC SERVICE (PS) CALCULATIONS

16 DISBURSED IN IDIS FOR PUBLIC SERVICES	407,847.00
17 CDBG-CV GRANT	1,098,090.00
18 PERCENT OF FUNDS DISBURSED FOR PS ACTIVITIES (LINE 16/LINE 17)	37.14%

PART V: PLANNING AND ADMINISTRATION (PA) CAP

19 DISBURSED IN IDIS FOR PLANNING/ADMINISTRATION	90,483.00
20 CDBG-CV GRANT	1,098,090.00
21 PERCENT OF FUNDS DISBURSED FOR PA ACTIVITIES (LINE 19/LINE 20)	8.24%



LINE 10 DETAIL: ACTIVITIES TO CONSIDER IN DETERMINING THE AMOUNT TO ENTER ON LINE 10

No data returned for this view. This might be because the applied filter excludes all data.

LINE 11 DETAIL: ACTIVITIES TO CONSIDER IN DETERMINING THE AMOUNT TO ENTER ON LINE 11

No data returned for this view. This might be because the applied filter excludes all data.

LINE 12 DETAIL: ACTIVITIES INCLUDED IN THE COMPUTATION OF LINE 12

Plan Year	IDIS Project	IDIS Activity	Voucher Number	Activity Name	Matrix Code	National Objective	Drawn Amount	
2020	1	1069	6430099	CARES CV-1 Special Economic Development K&J Southern Cuisine	18A	LMJ	\$11,483.20	
			6467221	CARES CV-1 Special Economic Development K&J Southern Cuisine	18A	LMJ	\$201.89	
		1070	6430099	CARES CV-1 Special Economic Development Christopher's World Grille	18A	LMJ	\$31,625.69	
			6467221	CARES CV-1 Special Economic Development Christopher's World Grille	18A	LMJ	\$350.48	
		1076	6467221	CARES CV-1 Special Economic Development Village Cafe	18A	LMJ	\$31,589.67	
		1077	6467221	CARES CV-1 Special Economic Development Yesterdays Bar and Grill	18A	LMJ	\$504.39	
			6486950	CARES CV-1 Special Economic Development Yesterdays Bar and Grill	18A	LMJ	\$31,087.56	
		1078	6467221	CARES CV-1 Special Economic Development Casa Rod Inc.	18A	LMJ	\$67.10	
			6486950	CARES CV-1 Special Economic Development Casa Rod Inc.	18A	LMJ	\$30,726.61	
		1079	6467221	CARES CV-1 Special Economic Development Ronin	18A	LMJ	\$67.10	
			6486950	CARES CV-1 Special Economic Development Ronin	18A	LMJ	\$31,924.61	
		1080	6486950	CARES CV-1 Special Economic Development Caffè Capri	18A	LMJ	\$31,010.40	
			1081	6486950	CARES CV-1 Special Economic Development All the Kings Men	18A	LMJ	\$31,331.19
		1082	6502266	CARES CV-1 Special Economic Development All the Kings Men	18A	LMJ	\$78.03	
			6486950	CARES CV-1 Special Economic Development Proudest Monkey	18A	LMJ	\$31,624.71	
		1083	6486950	CARES CV-1 Special Economic Development Rx Pizza	18A	LMJ	\$32,739.09	
	1099		6486950	CARES CV-1 Special Economic Development Church Street Smokehouse	18A	LMJ	\$1,083.97	
			6502266	CARES CV-1 Special Economic Development Church Street Smokehouse	18A	LMJ	\$32,042.32	
	2	1100	6502266	CARES CV-1 Special Economic Development Andy's Auto Repair	18A	LMJ	\$12,023.01	
			6486950	Catholic Charities COVID Response Program CV-1	05Q	LMC	\$13,120.71	
			6502266	Catholic Charities COVID Response Program CV-1	05Q	LMC	\$22,103.00	
			6517217	Catholic Charities COVID Response Program CV-1	05Q	LMC	\$8,580.34	
			6543276	Catholic Charities COVID Response Program CV-1	05Q	LMC	\$11,135.98	
			6647898	Catholic Charities COVID Response Program CV-1	05Q	LMC	\$5,059.97	
			1073	6486950	Family Promise COVID-19 Family Support Program	05Z	LMC	\$12,946.00
				6502266	Family Promise COVID-19 Family Support Program	05Z	LMC	\$15,154.47
		1074	6533823	Family Promise COVID-19 Family Support Program	05Z	LMC	\$22,460.00	
			6543276	Family Promise COVID-19 Family Support Program	05Z	LMC	\$16,939.53	
		16	1101	6486950	Unity Partners dba Project Unity COVID 19 Assistance Program	05Q	LMC	\$24,917.17
				6502266	Unity Partners dba Project Unity COVID 19 Assistance Program	05Q	LMC	\$14,833.46
			1102	6543276	Unity Partners dba Project Unity COVID 19 Assistance Program	05Q	LMC	\$11,208.37
				6502266	CARES CV-3 Special Economic Development The Kyle Estates	18A	LMJ	\$21,636.18
		1103	6502266	CARES CV-3 Special Economic Development Global Event Group	18A	LMJ	\$32,316.61	
6517217			CARES CV-3 Special Economic Development Global Event Group	18A	LMJ	\$81.93		
6502266	CARES CV-3 Special Economic Development Fargos Pit BBQ		18A	LMJ	\$67.10			
	6517217	CARES CV-3 Special Economic Development Fargos Pit BBQ	18A	LMJ	\$10,355.08			



Office of Community Planning and Development
 U.S. Department of Housing and Urban Development
 Integrated Disbursement and Information System
 PR26 - CDBG-CV Financial Summary Report
 BRYAN , TX

DATE: 12-20-24
 TIME: 11:17
 PAGE: 3

Plan Year	IDIS Project	IDIS Activity	Voucher Number	Activity Name	Matrix Code	National Objective	Drawn Amount	
2020	16	1110	6543276	CARES CV-3 Special Economic Development Best Western Premier	18A	LMJ	\$30,000.00	
			6543276	CARES CV-3 Special Economic Development La Voz Hispana	18A	LMJ	\$5,059.97	
		1122	6560637	CARES CV-3 Special Economic Development La Voz Hispana	18A	LMJ	\$4,940.03	
			6597947	CARES CV-3 Special Economic Development Taqueria Poblana	18A	LMJ	\$10,000.00	
		1128	6661740	6661740	CARES CV-3 Special Economic Development Rnd2 Ronin at the Ice House	18A	LMJ	\$30,000.00
				6661740	CARES CV-3 Special Economic Development Rnd2 New Beginnings Daycare	18A	LMJ	\$10,000.00
		1132	6661740	CARES CV-3 Special Economic Development Rnd2 The Kyle Estates	18A	LMJ	\$20,000.00	
		1133	6661740	CARES CV-3 Special Economic Development Rnd2 Carney's Pub	18A	LMJ	\$30,000.00	
		1134	6661740	CARES CV-3 Special Economic Development Rnd2 Blake's Barbershop	18A	LMJ	\$10,000.00	
		1136	6705731	CARES CV-3 Special Economic Development Rnd2 ATKM	18A	LMJ	\$20,000.00	
		1137	6705731	CARES CV-3 Special Economic Development Rnd2 Proudest Monkey	18A	LMJ	\$23,746.08	
		17	1111	6543364	Brazos Valley Food Bank - CV-3	05W	LMC	\$999.35
				6560637	Brazos Valley Food Bank - CV-3	05W	LMC	\$59,094.59
	6647898			Brazos Valley Food Bank - CV-3	05W	LMC	\$30,655.57	
	6681738			Brazos Valley Food Bank - CV-3	05W	LMC	\$31,836.01	
	6766649			Brazos Valley Food Bank - CV-3	05W	LMC	\$21,937.65	
	6816065			Brazos Valley Food Bank - CV-3	05W	LMC	\$84,864.83	
	Total							\$1,007,607.00

LINE 16 DETAIL: ACTIVITIES INCLUDED IN THE COMPUTATION OF LINE 16

Plan Year	IDIS Project	IDIS Activity	Voucher Number	Activity Name	Matrix Code	National Objective	Drawn Amount	
2020	2	1072	6486950	Catholic Charities COVID Response Program CV-1	05Q	LMC	\$13,120.71	
			6502266	Catholic Charities COVID Response Program CV-1	05Q	LMC	\$22,103.00	
			6517217	Catholic Charities COVID Response Program CV-1	05Q	LMC	\$8,580.34	
			6543276	Catholic Charities COVID Response Program CV-1	05Q	LMC	\$11,135.98	
			6647898	Catholic Charities COVID Response Program CV-1	05Q	LMC	\$5,059.97	
		1073	6486950	Family Promise COVID-19 Family Support Program	05Z	LMC	\$12,946.00	
			6502266	Family Promise COVID-19 Family Support Program	05Z	LMC	\$15,154.47	
			6533823	Family Promise COVID-19 Family Support Program	05Z	LMC	\$22,460.00	
			6543276	Family Promise COVID-19 Family Support Program	05Z	LMC	\$16,939.53	
			6486950	Unity Partners dba Project Unity COVID 19 Assistance Program	05Q	LMC	\$24,917.17	
		1074	6502266	Unity Partners dba Project Unity COVID 19 Assistance Program	05Q	LMC	\$14,833.46	
			6543276	Unity Partners dba Project Unity COVID 19 Assistance Program	05Q	LMC	\$11,208.37	
			17	1111	6543364	Brazos Valley Food Bank - CV 3	05W	LMC
	6560637				Brazos Valley Food Bank - CV-3	05W	LMC	\$59,094.59
	6647898				Brazos Valley Food Bank - CV-3	05W	LMC	\$30,655.57
	6681738	Brazos Valley Food Bank - CV-3			05W	LMC	\$31,836.01	
	6766649	Brazos Valley Food Bank - CV-3			05W	LMC	\$21,937.65	
	6816065	Brazos Valley Food Bank - CV-3	05W	LMC	\$84,864.83			
	Total							\$407,847.00

LINE 19 DETAIL: ACTIVITIES INCLUDED IN THE COMPUTATION OF LINE 19

Plan Year	IDIS Project	IDIS Activity	Voucher Number	Activity Name	Matrix Code	National Objective	Drawn Amount
2020	15	1107	6517209	ME4010 Admin - CDBG CV-3	21A		\$4,640.63
			6533823	ME4010 Admin - CDBG CV-3	21A		\$9,396.22
			6543274	ME4010 Admin - CDBG CV-3	21A		\$2,854.34
			6560637	ME4010 Admin - CDBG CV-3	21A		\$5,896.35
			6597947	ME4010 Admin - CDBG CV-3	21A		\$10,322.38
			6612271	ME4010 Admin - CDBG CV-3	21A		\$6,566.90
			6641572	ME4010 Admin - CDBG CV-3	21A		\$5,348.35
			6647898	ME4010 Admin - CDBG CV-3	21A		\$8,069.05
			6661740	ME4010 Admin - CDBG CV-3	21A		\$4,244.65
			6674614	ME4010 Admin - CDBG CV-3	21A		\$5,255.30
			6681738	ME4010 Admin - CDBG CV-3	21A		\$4,027.39

PR26 - Activity Summary by Selected Grant

Date Generated: 12/16/2024

Grantee: BRYAN

Grant Year: 2023

Formula and Competitive Grants only

Total Grant Amount for CDBG 2023 Grant year B23MC480006 Grant Number = \$910,061.00														
State	Grantee Name	Grant Year	Grant Number	Activity Group	Matrix Code	National Objective	IDIS Activity	Activity to prevent, prepare for, and respond to Coronavirus	Activity Status	Amount Funded From Selected Grant	Amount Drawn From Selected Grant	% of CDBG Drawn From Selected Grant/Grant	Total CDBG Funded Amount (All Years All Sources)	Total CDBG Drawn Amount (All Years All Sources)
TX	BRYAN	2023	B23MC480006	Administrative And Planning	21A		1150	No	Completed	\$182,012.00	\$182,012.00		\$182,012.00	\$182,012.00
Total Administrative And Planning										\$182,012.00	\$182,012.00	20.00%	\$182,012.00	\$182,012.00
TX	BRYAN	2023	B23MC480006	Public Services	03T	LMC	1155	No	Open	\$15,275.00	\$15,275.00		\$15,275.00	\$15,275.00
TX	BRYAN	2023	B23MC480006	Public Services	05D	LMC	1154	No	Open	\$40,234.00	\$40,234.00		\$40,234.00	\$40,234.00
TX	BRYAN	2023	B23MC480006	Public Services	05M	LMC	1153	No	Open	\$40,500.00	\$40,500.00		\$40,500.00	\$40,500.00
TX	BRYAN	2023	B23MC480006	Public Services	05Z	LMC	1152	No	Open	\$40,500.00	\$40,500.00		\$40,500.00	\$40,500.00
Non CARES Related Public Services										\$136,509.00	\$136,509.00	15.00%	\$136,509.00	\$136,509.00
Total 2023										\$318,521.00	\$318,521.00	35.00%	\$318,521.00	\$318,521.00
Grand Total										\$318,521.00	\$318,521.00	35.00%	\$318,521.00	\$318,521.00



Status of HOME Grants
 BRYAN

IDIS - PR27

Commitments from Authorized Funds

Fiscal Year	Total Authorization	Admin/CHDO OP Authorization	CR/CL/CC – Amount Committed to CHDOS	% CHDO Cmtd	SU Funds-Subgrants to Other Entities	EN Funds-PJ Committed to Activities	Total Authorized Commitments	% of Auth Cmtd
1996	\$500,000.00	\$50,000.00	\$75,000.00	15.0%	\$0.00	\$375,000.00	\$500,000.00	100.0%
1997	\$349,000.00	\$34,900.00	\$52,350.00	15.0%	\$0.00	\$261,750.00	\$349,000.00	100.0%
1998	\$370,000.00	\$37,000.00	\$55,500.00	15.0%	\$0.00	\$277,500.00	\$370,000.00	100.0%
1999	\$400,000.00	\$40,000.00	\$60,000.00	15.0%	\$0.00	\$300,000.00	\$400,000.00	100.0%
2000	\$399,000.00	\$39,900.00	\$59,850.00	15.0%	\$0.00	\$299,250.00	\$399,000.00	100.0%
2001	\$445,000.00	\$44,500.00	\$66,750.00	15.0%	\$0.00	\$333,750.00	\$445,000.00	100.0%
2002	\$442,000.00	\$44,200.00	\$66,300.00	15.0%	\$0.00	\$331,500.00	\$442,000.00	100.0%
2003	\$503,123.00	\$50,312.50	\$75,468.75	15.0%	\$0.00	\$377,341.75	\$503,123.00	100.0%
2004	\$500,388.00	\$50,038.80	\$75,058.20	15.0%	\$0.00	\$375,291.00	\$500,388.00	100.0%
2005	\$471,684.00	\$47,168.40	\$70,752.60	15.0%	\$0.00	\$353,763.00	\$471,684.00	100.0%
2006	\$444,311.00	\$44,431.10	\$66,646.65	15.0%	\$0.00	\$333,233.25	\$444,311.00	100.0%
2007	\$439,708.00	\$43,970.80	\$65,956.20	15.0%	\$0.00	\$329,781.00	\$439,708.00	100.0%
2008	\$427,066.00	\$21,788.60	\$64,059.90	15.0%	\$0.00	\$341,217.50	\$427,066.00	100.0%
2009	\$474,706.00	\$12,412.53	\$71,205.90	15.0%	\$0.00	\$391,087.57	\$474,706.00	100.0%
2010	\$471,868.00	\$47,186.80	\$70,780.20	15.0%	\$0.00	\$353,901.00	\$471,868.00	100.0%
2011	\$417,744.00	\$41,774.40	\$62,661.60	15.0%	\$0.00	\$313,308.00	\$417,744.00	100.0%
2012	\$307,231.00	\$46,084.10	\$46,085.00	15.0%	\$0.00	\$215,061.90	\$307,231.00	100.0%
2013	\$301,258.00	\$19,027.55	\$45,188.70	15.0%	\$0.00	\$237,041.75	\$301,258.00	100.0%
2014	\$302,724.00	\$26,617.58	\$45,408.60	15.0%	\$0.00	\$230,697.82	\$302,724.00	100.0%
2015	\$262,262.00	\$24,649.81	\$39,339.30	15.0%	\$0.00	\$198,272.89	\$262,262.00	100.0%
2016	\$272,717.00	\$23,462.63	\$40,907.55	15.0%	\$0.00	\$208,346.82	\$272,717.00	100.0%
2017	\$250,189.00	\$17,336.91	\$37,528.35	15.0%	\$0.00	\$195,323.74	\$250,189.00	100.0%
2018	\$343,707.00	\$26,537.98	\$51,556.05	15.0%	\$0.00	\$265,612.97	\$343,707.00	100.0%
2019	\$339,499.00	\$37,650.23	\$50,924.85	15.0%	\$0.00	\$250,923.92	\$339,499.00	100.0%
2020	\$388,677.00	\$34,773.24	\$58,301.55	15.0%	\$0.00	\$295,602.21	\$388,677.00	100.0%
2021	\$382,382.00	\$35,469.59	\$57,357.30	15.0%	\$0.00	\$289,555.11	\$382,382.00	100.0%
2022	\$435,319.00	\$43,531.90	\$65,297.85	15.0%	\$0.00	\$81,939.75	\$190,769.50	43.8%
2023	\$443,351.00	\$44,335.10	\$66,502.65	15.0%	\$0.00	\$0.00	\$110,837.75	25.0%
2024	\$349,117.75	\$34,911.78	\$0.00	0.0%	\$0.00	\$0.00	\$34,911.78	10.0%
Total	\$11,434,031.75	\$1,063,972.33	\$1,662,737.75	14.5%	\$0.00	\$7,816,052.95	\$10,542,763.03	92.2%



**Status of HOME Grants
 BRYAN**

IDIS - PR27

Program Income (PI)

Program Year	Total Receipts	Amount Suballocated to PA	Amount Committed to Activities	% Committed	Net Disbursed	Disbursed Pending Approval	Total Disbursed	% Disbursed
1996	\$0.00	N/A	\$0.00	0.0%	\$0.00	\$0.00	\$0.00	0.0%
1997	\$24,176.18	N/A	\$24,176.18	100.0%	\$24,176.18	\$0.00	\$24,176.18	100.0%
1998	\$0.00	N/A	\$0.00	0.0%	\$0.00	\$0.00	\$0.00	0.0%
1999	\$12,000.00	N/A	\$12,000.00	100.0%	\$12,000.00	\$0.00	\$12,000.00	100.0%
2000	\$16,087.50	N/A	\$16,087.50	100.0%	\$16,087.50	\$0.00	\$16,087.50	100.0%
2001	\$22,937.24	N/A	\$22,937.24	100.0%	\$22,937.24	\$0.00	\$22,937.24	100.0%
2002	\$12,208.50	N/A	\$12,208.50	100.0%	\$12,208.50	\$0.00	\$12,208.50	100.0%
2003	\$27,100.25	N/A	\$27,100.25	100.0%	\$27,100.25	\$0.00	\$27,100.25	100.0%
2004	\$34,863.01	N/A	\$34,863.01	100.0%	\$34,863.01	\$0.00	\$34,863.01	100.0%
2005	\$40,541.80	N/A	\$40,541.80	100.0%	\$40,541.80	\$0.00	\$40,541.80	100.0%
2006	\$42,561.40	N/A	\$42,561.40	100.0%	\$42,561.40	\$0.00	\$42,561.40	100.0%
2007	\$56,779.70	N/A	\$56,779.70	100.0%	\$56,779.70	\$0.00	\$56,779.70	100.0%
2008	\$51,856.42	N/A	\$51,856.42	100.0%	\$51,856.42	\$0.00	\$51,856.42	100.0%
2009	\$57,836.57	N/A	\$57,836.57	100.0%	\$57,836.57	\$0.00	\$57,836.57	100.0%
2010	\$54,939.92	N/A	\$54,939.92	100.0%	\$54,939.92	\$0.00	\$54,939.92	100.0%
2011	\$61,592.28	N/A	\$61,592.28	100.0%	\$61,592.28	\$0.00	\$61,592.28	100.0%
2012	\$46,655.23	\$0.00	\$46,655.23	100.0%	\$46,655.23	\$0.00	\$46,655.23	100.0%
2013	\$70,789.57	\$0.00	\$70,789.57	100.0%	\$70,789.57	\$0.00	\$70,789.57	100.0%
2014	\$58,874.61	\$0.00	\$58,874.61	100.0%	\$58,874.61	\$0.00	\$58,874.61	100.0%
2015	\$52,977.41	\$0.00	\$52,977.41	100.0%	\$52,977.41	\$0.00	\$52,977.41	100.0%
2016	\$63,803.73	\$0.00	\$63,803.73	100.0%	\$63,803.73	\$0.00	\$63,803.73	100.0%
2017	\$121,942.65	\$0.00	\$121,942.65	100.0%	\$121,942.65	\$0.00	\$121,942.65	100.0%
2018	\$113,858.04	\$0.00	\$113,858.04	100.0%	\$113,858.04	\$0.00	\$113,858.04	100.0%
2019	\$87,886.33	\$0.00	\$87,886.33	100.0%	\$87,886.33	\$0.00	\$87,886.33	100.0%
2020	\$91,320.54	\$0.00	\$91,320.54	100.0%	\$91,320.54	\$0.00	\$91,320.54	100.0%
2021	\$88,941.57	\$0.00	\$88,941.57	100.0%	\$88,941.57	\$0.00	\$88,941.57	100.0%
2022	\$70,434.15	\$0.00	\$70,434.15	100.0%	\$70,434.15	\$0.00	\$70,434.15	100.0%
2023	\$73,263.07	\$0.00	\$73,263.07	100.0%	\$73,263.07	\$0.00	\$73,263.07	100.0%
2024	\$289.12	\$0.00	\$289.12	100.0%	\$289.12	\$0.00	\$289.12	100.0%
Total	\$1,456,516.79	\$0.00	\$1,456,516.79	100.0%	\$1,456,516.79	\$0.00	\$1,456,516.79	100.0%



**Status of HOME Grants
 BRYAN**

IDIS - PR27

Program Income for Administration (PA)

Program Year	Authorized Amount	Amount Committed to Activities	% Committed	Net Disbursed	Disbursed Pending Approval	Total Disbursed	% Disbursed
2012	\$0.00	\$0.00	0.0%	\$0.00	\$0.00	\$0.00	0.0%
2013	\$0.00	\$0.00	0.0%	\$0.00	\$0.00	\$0.00	0.0%
2014	\$0.00	\$0.00	0.0%	\$0.00	\$0.00	\$0.00	0.0%
2015	\$0.00	\$0.00	0.0%	\$0.00	\$0.00	\$0.00	0.0%
2016	\$0.00	\$0.00	0.0%	\$0.00	\$0.00	\$0.00	0.0%
2017	\$0.00	\$0.00	0.0%	\$0.00	\$0.00	\$0.00	0.0%
2018	\$0.00	\$0.00	0.0%	\$0.00	\$0.00	\$0.00	0.0%
2019	\$0.00	\$0.00	0.0%	\$0.00	\$0.00	\$0.00	0.0%
2020	\$0.00	\$0.00	0.0%	\$0.00	\$0.00	\$0.00	0.0%
2021	\$0.00	\$0.00	0.0%	\$0.00	\$0.00	\$0.00	0.0%
2022	\$0.00	\$0.00	0.0%	\$0.00	\$0.00	\$0.00	0.0%
2023	\$0.00	\$0.00	0.0%	\$0.00	\$0.00	\$0.00	0.0%
2024	\$0.00	\$0.00	0.0%	\$0.00	\$0.00	\$0.00	0.0%
Total	\$0.00	\$0.00	0.0%	\$0.00	\$0.00	\$0.00	0.0%



**Status of HOME Grants
 BRYAN**

IDIS - PR27

Recaptured Homebuyer Funds (HP)

Program Year	Total Receipts	Amount Committed to Activities	% Committed	Net Disbursed	Disbursed Pending Approval	Total Disbursed	% Disbursed
2015	\$0.00	\$0.00	0.0%	\$0.00	\$0.00	\$0.00	0.0%
2016	\$4,875.00	\$4,875.00	100.0%	\$4,875.00	\$0.00	\$4,875.00	100.0%
2017	\$29,946.46	\$29,946.46	100.0%	\$29,946.46	\$0.00	\$29,946.46	100.0%
2018	\$5,000.00	\$5,000.00	100.0%	\$5,000.00	\$0.00	\$5,000.00	100.0%
2019	\$42,176.72	\$42,176.72	100.0%	\$42,176.72	\$0.00	\$42,176.72	100.0%
2020	\$3,084.77	\$3,084.77	100.0%	\$3,084.77	\$0.00	\$3,084.77	100.0%
2021	\$22,500.00	\$22,500.00	100.0%	\$22,500.00	\$0.00	\$22,500.00	100.0%
2022	\$15,000.00	\$15,000.00	100.0%	\$15,000.00	\$0.00	\$15,000.00	100.0%
2023	\$7,500.00	\$7,500.00	100.0%	\$7,500.00	\$0.00	\$7,500.00	100.0%
2024	\$0.00	\$0.00	0.0%	\$0.00	\$0.00	\$0.00	0.0%
Total	\$130,082.95	\$130,082.95	100.0%	\$130,082.95	\$0.00	\$130,082.95	100.0%



**Status of HOME Grants
 BRYAN**

IDIS - PR27

Repayments to Local Account (IU)

Program Year	Total Receipts	Amount Committed to Activities	% Committed	Net Disbursed	Disbursed Pending Approval	Total Disbursed	% Disbursed
2015	\$0.00	\$0.00	0.0%	\$0.00	\$0.00	\$0.00	0.0%
2016	\$0.00	\$0.00	0.0%	\$0.00	\$0.00	\$0.00	0.0%
2017	\$0.00	\$0.00	0.0%	\$0.00	\$0.00	\$0.00	0.0%
2018	\$0.00	\$0.00	0.0%	\$0.00	\$0.00	\$0.00	0.0%
2019	\$0.00	\$0.00	0.0%	\$0.00	\$0.00	\$0.00	0.0%
2020	\$0.00	\$0.00	0.0%	\$0.00	\$0.00	\$0.00	0.0%
2021	\$0.00	\$0.00	0.0%	\$0.00	\$0.00	\$0.00	0.0%
2022	\$0.00	\$0.00	0.0%	\$0.00	\$0.00	\$0.00	0.0%
2023	\$0.00	\$0.00	0.0%	\$0.00	\$0.00	\$0.00	0.0%
2024	\$0.00	\$0.00	0.0%	\$0.00	\$0.00	\$0.00	0.0%
Total	\$0.00	\$0.00	0.0%	\$0.00	\$0.00	\$0.00	0.0%



Status of HOME Grants
 BRYAN

IDIS - PR27

Disbursements from Treasury Account

Fiscal Year	Total Authorization	Disbursed	Returned	Net Disbursed	Disbursed Pending Approval	Total Disbursed	% Disb	Available to Disburse
1996	\$500,000.00	\$500,000.00	\$0.00	\$500,000.00	\$0.00	\$500,000.00	100.0%	\$0.00
1997	\$349,000.00	\$349,000.00	\$0.00	\$349,000.00	\$0.00	\$349,000.00	100.0%	\$0.00
1998	\$370,000.00	\$370,000.00	\$0.00	\$370,000.00	\$0.00	\$370,000.00	100.0%	\$0.00
1999	\$400,000.00	\$407,917.65	(\$7,917.65)	\$400,000.00	\$0.00	\$400,000.00	100.0%	\$0.00
2000	\$399,000.00	\$399,000.00	\$0.00	\$399,000.00	\$0.00	\$399,000.00	100.0%	\$0.00
2001	\$445,000.00	\$445,000.00	\$0.00	\$445,000.00	\$0.00	\$445,000.00	100.0%	\$0.00
2002	\$442,000.00	\$442,000.00	\$0.00	\$442,000.00	\$0.00	\$442,000.00	100.0%	\$0.00
2003	\$503,123.00	\$503,123.00	\$0.00	\$503,123.00	\$0.00	\$503,123.00	100.0%	\$0.00
2004	\$500,388.00	\$500,388.00	\$0.00	\$500,388.00	\$0.00	\$500,388.00	100.0%	\$0.00
2005	\$471,684.00	\$471,684.00	\$0.00	\$471,684.00	\$0.00	\$471,684.00	100.0%	\$0.00
2006	\$444,311.00	\$444,311.00	\$0.00	\$444,311.00	\$0.00	\$444,311.00	100.0%	\$0.00
2007	\$439,708.00	\$439,708.00	\$0.00	\$439,708.00	\$0.00	\$439,708.00	100.0%	\$0.00
2008	\$427,066.00	\$427,066.00	\$0.00	\$427,066.00	\$0.00	\$427,066.00	100.0%	\$0.00
2009	\$474,706.00	\$474,706.00	\$0.00	\$474,706.00	\$0.00	\$474,706.00	100.0%	\$0.00
2010	\$471,868.00	\$471,868.00	\$0.00	\$471,868.00	\$0.00	\$471,868.00	100.0%	\$0.00
2011	\$417,744.00	\$417,744.00	\$0.00	\$417,744.00	\$0.00	\$417,744.00	100.0%	\$0.00
2012	\$307,231.00	\$315,307.51	(\$8,076.51)	\$307,231.00	\$0.00	\$307,231.00	100.0%	\$0.00
2013	\$301,258.00	\$301,258.00	\$0.00	\$301,258.00	\$0.00	\$301,258.00	100.0%	\$0.00
2014	\$302,724.00	\$302,724.00	\$0.00	\$302,724.00	\$0.00	\$302,724.00	100.0%	\$0.00
2015	\$262,262.00	\$262,262.00	\$0.00	\$262,262.00	\$0.00	\$262,262.00	100.0%	\$0.00
2016	\$272,717.00	\$272,717.00	\$0.00	\$272,717.00	\$0.00	\$272,717.00	100.0%	\$0.00
2017	\$250,189.00	\$250,189.00	\$0.00	\$250,189.00	\$0.00	\$250,189.00	100.0%	\$0.00
2018	\$343,707.00	\$343,707.00	\$0.00	\$343,707.00	\$0.00	\$343,707.00	100.0%	\$0.00
2019	\$339,499.00	\$339,499.00	\$0.00	\$339,499.00	\$0.00	\$339,499.00	100.0%	\$0.00
2020	\$388,677.00	\$388,811.33	(\$134.33)	\$388,677.00	\$0.00	\$388,677.00	100.0%	\$0.00
2021	\$382,382.00	\$362,887.33	\$0.00	\$362,887.33	\$0.00	\$362,887.33	94.9%	\$19,494.67
2022	\$435,319.00	\$43,531.90	\$0.00	\$43,531.90	\$0.00	\$43,531.90	10.0%	\$391,787.10
2023	\$443,351.00	\$44,335.10	\$0.00	\$44,335.10	\$0.00	\$44,335.10	9.9%	\$399,015.90
2024	\$349,117.75	\$0.00	\$0.00	\$0.00	\$0.00	\$0.00	0.0%	\$349,117.75
Total	\$11,434,031.75	\$10,290,744.82	(\$16,128.49)	\$10,274,616.33	\$0.00	\$10,274,616.33	89.8%	\$1,159,415.42



Status of HOME Grants
 BRYAN

IDIS - PR27

Home Activities Commitments/Disbursements from Treasury Account

Fiscal Year	Authorized for Activities	Amount Committed to Activities	% Cmt'd	Disbursed	Returned	Net Disbursed	% Net Disb	Disbursed Pending Approval	Total Disbursed	% Disb
1996	\$450,000.00	\$450,000.00	100.0%	\$450,000.00	\$0.00	\$450,000.00	100.0%	\$0.00	\$450,000.00	100.0%
1997	\$314,100.00	\$314,100.00	100.0%	\$314,100.00	\$0.00	\$314,100.00	100.0%	\$0.00	\$314,100.00	100.0%
1998	\$333,000.00	\$333,000.00	100.0%	\$333,000.00	\$0.00	\$333,000.00	100.0%	\$0.00	\$333,000.00	100.0%
1999	\$360,000.00	\$360,000.00	100.0%	\$360,000.00	\$0.00	\$360,000.00	100.0%	\$0.00	\$360,000.00	100.0%
2000	\$359,100.00	\$359,100.00	100.0%	\$359,100.00	\$0.00	\$359,100.00	100.0%	\$0.00	\$359,100.00	100.0%
2001	\$400,500.00	\$400,500.00	100.0%	\$400,500.00	\$0.00	\$400,500.00	100.0%	\$0.00	\$400,500.00	100.0%
2002	\$397,800.00	\$397,800.00	100.0%	\$397,800.00	\$0.00	\$397,800.00	100.0%	\$0.00	\$397,800.00	100.0%
2003	\$452,810.50	\$452,810.50	100.0%	\$452,810.50	\$0.00	\$452,810.50	100.0%	\$0.00	\$452,810.50	100.0%
2004	\$450,349.20	\$450,349.20	100.0%	\$450,349.20	\$0.00	\$450,349.20	100.0%	\$0.00	\$450,349.20	100.0%
2005	\$424,515.60	\$424,515.60	100.0%	\$424,515.60	\$0.00	\$424,515.60	100.0%	\$0.00	\$424,515.60	100.0%
2006	\$399,879.90	\$399,879.90	100.0%	\$399,879.90	\$0.00	\$399,879.90	100.0%	\$0.00	\$399,879.90	100.0%
2007	\$395,737.20	\$395,737.20	100.0%	\$395,737.20	\$0.00	\$395,737.20	100.0%	\$0.00	\$395,737.20	100.0%
2008	\$405,277.40	\$405,277.40	100.0%	\$405,277.40	\$0.00	\$405,277.40	100.0%	\$0.00	\$405,277.40	100.0%
2009	\$462,293.47	\$462,293.47	100.0%	\$462,293.47	\$0.00	\$462,293.47	100.0%	\$0.00	\$462,293.47	100.0%
2010	\$424,681.20	\$424,681.20	100.0%	\$424,681.20	\$0.00	\$424,681.20	100.0%	\$0.00	\$424,681.20	100.0%
2011	\$375,969.60	\$375,969.60	100.0%	\$375,969.60	\$0.00	\$375,969.60	100.0%	\$0.00	\$375,969.60	100.0%
2012	\$261,146.90	\$261,146.90	100.0%	\$269,223.41	(\$8,076.51)	\$261,146.90	100.0%	\$0.00	\$261,146.90	100.0%
2013	\$282,230.45	\$282,230.45	100.0%	\$282,230.45	\$0.00	\$282,230.45	100.0%	\$0.00	\$282,230.45	100.0%
2014	\$276,106.42	\$276,106.42	100.0%	\$276,106.42	\$0.00	\$276,106.42	100.0%	\$0.00	\$276,106.42	100.0%
2015	\$237,612.19	\$237,612.19	100.0%	\$237,612.19	\$0.00	\$237,612.19	100.0%	\$0.00	\$237,612.19	100.0%
2016	\$249,254.37	\$249,254.37	100.0%	\$249,254.37	\$0.00	\$249,254.37	100.0%	\$0.00	\$249,254.37	100.0%
2017	\$232,852.09	\$232,852.09	100.0%	\$232,852.09	\$0.00	\$232,852.09	100.0%	\$0.00	\$232,852.09	100.0%
2018	\$317,169.02	\$317,169.02	100.0%	\$317,169.02	\$0.00	\$317,169.02	100.0%	\$0.00	\$317,169.02	100.0%
2019	\$301,848.77	\$301,848.77	100.0%	\$301,848.77	\$0.00	\$301,848.77	100.0%	\$0.00	\$301,848.77	100.0%
2020	\$353,903.76	\$353,903.76	100.0%	\$354,038.09	(\$134.33)	\$353,903.76	100.0%	\$0.00	\$353,903.76	100.0%
2021	\$346,912.41	\$346,912.41	100.0%	\$327,417.74	\$0.00	\$327,417.74	94.4%	\$0.00	\$327,417.74	94.4%
2022	\$391,787.10	\$147,237.60	37.6%	\$0.00	\$0.00	\$0.00	0.0%	\$0.00	\$0.00	0.0%
2023	\$399,015.90	\$66,502.65	16.7%	\$0.00	\$0.00	\$0.00	0.0%	\$0.00	\$0.00	0.0%
2024	\$314,205.97	\$0.00	0.0%	\$0.00	\$0.00	\$0.00	0.0%	\$0.00	\$0.00	0.0%
Total	\$10,370,059.42	\$9,478,790.70	91.4%	\$9,253,766.62	(\$8,210.84)	\$9,245,555.78	89.2%	\$0.00	\$9,245,555.78	89.2%



**Status of HOME Grants
 BRYAN**

IDIS - PR27

Administrative Funds (AD)

Fiscal Year	Authorized Amount	Amount Committed	% Auth Cmtd	Balance to Commit	Total Disbursed	% Auth Disb	Available to Disburse
1996	\$50,000.00	\$50,000.00	100.0%	\$0.00	\$50,000.00	100.0%	\$0.00
1997	\$34,900.00	\$34,900.00	100.0%	\$0.00	\$34,900.00	100.0%	\$0.00
1998	\$37,000.00	\$37,000.00	100.0%	\$0.00	\$37,000.00	100.0%	\$0.00
1999	\$40,000.00	\$40,000.00	100.0%	\$0.00	\$40,000.00	100.0%	\$0.00
2000	\$39,900.00	\$39,900.00	100.0%	\$0.00	\$39,900.00	100.0%	\$0.00
2001	\$44,500.00	\$44,500.00	100.0%	\$0.00	\$44,500.00	100.0%	\$0.00
2002	\$44,200.00	\$44,200.00	100.0%	\$0.00	\$44,200.00	100.0%	\$0.00
2003	\$50,312.50	\$50,312.50	100.0%	\$0.00	\$50,312.50	100.0%	\$0.00
2004	\$50,038.80	\$50,038.80	100.0%	\$0.00	\$50,038.80	100.0%	\$0.00
2005	\$47,168.40	\$47,168.40	100.0%	\$0.00	\$47,168.40	100.0%	\$0.00
2006	\$44,431.10	\$44,431.10	100.0%	\$0.00	\$44,431.10	100.0%	\$0.00
2007	\$43,970.80	\$43,970.80	100.0%	\$0.00	\$43,970.80	100.0%	\$0.00
2008	\$21,788.60	\$21,788.60	100.0%	\$0.00	\$21,788.60	100.0%	\$0.00
2009	\$7,412.53	\$7,412.53	100.0%	\$0.00	\$7,412.53	100.0%	\$0.00
2010	\$47,186.80	\$47,186.80	100.0%	\$0.00	\$47,186.80	100.0%	\$0.00
2011	\$41,774.40	\$41,774.40	100.0%	\$0.00	\$41,774.40	100.0%	\$0.00
2012	\$30,723.10	\$30,723.10	100.0%	\$0.00	\$30,723.10	100.0%	\$0.00
2013	\$19,027.55	\$19,027.55	100.0%	\$0.00	\$19,027.55	100.0%	\$0.00
2014	\$26,617.58	\$26,617.58	100.0%	\$0.00	\$26,617.58	100.0%	\$0.00
2015	\$24,649.81	\$24,649.81	100.0%	\$0.00	\$24,649.81	100.0%	\$0.00
2016	\$23,462.63	\$23,462.63	100.0%	\$0.00	\$23,462.63	100.0%	\$0.00
2017	\$17,336.91	\$17,336.91	100.0%	\$0.00	\$17,336.91	100.0%	\$0.00
2018	\$26,537.98	\$26,537.98	100.0%	\$0.00	\$26,537.98	100.0%	\$0.00
2019	\$37,650.23	\$37,650.23	100.0%	\$0.00	\$37,650.23	100.0%	\$0.00
2020	\$34,773.24	\$34,773.24	100.0%	\$0.00	\$34,773.24	100.0%	\$0.00
2021	\$35,469.59	\$35,469.59	100.0%	\$0.00	\$35,469.59	100.0%	\$0.00
2022	\$43,531.90	\$43,531.90	100.0%	\$0.00	\$43,531.90	100.0%	\$0.00
2023	\$44,335.10	\$44,335.10	100.0%	\$0.00	\$44,335.10	100.0%	\$0.00
2024	\$34,911.78	\$0.00	0.0%	\$34,911.78	\$0.00	0.0%	\$34,911.78
Total	\$1,043,611.33	\$1,008,699.55	96.6%	\$34,911.78	\$1,008,699.55	96.6%	\$34,911.78



U.S. Department of Housing and Urban Development
 Office of Community Planning and Development
 Integrated Disbursement and Information System
Status of HOME Grants
BRYAN

DATE: 12-16-24
 TIME: 17:14
 PAGE: 9

IDIS - PR27

CHDO Operating Funds (CO)

Fiscal Year	Authorized Amount	Amount Committed	% Auth Cmtd	Balance to Commit	Total Disbursed	% Auth Disb	Available to Disburse
1996	\$0.00	\$0.00	0.0%	\$0.00	\$0.00	0.0%	\$0.00
1997	\$0.00	\$0.00	0.0%	\$0.00	\$0.00	0.0%	\$0.00
1998	\$0.00	\$0.00	0.0%	\$0.00	\$0.00	0.0%	\$0.00
1999	\$0.00	\$0.00	0.0%	\$0.00	\$0.00	0.0%	\$0.00
2000	\$0.00	\$0.00	0.0%	\$0.00	\$0.00	0.0%	\$0.00
2001	\$0.00	\$0.00	0.0%	\$0.00	\$0.00	0.0%	\$0.00
2002	\$0.00	\$0.00	0.0%	\$0.00	\$0.00	0.0%	\$0.00
2003	\$0.00	\$0.00	0.0%	\$0.00	\$0.00	0.0%	\$0.00
2004	\$0.00	\$0.00	0.0%	\$0.00	\$0.00	0.0%	\$0.00
2005	\$0.00	\$0.00	0.0%	\$0.00	\$0.00	0.0%	\$0.00
2006	\$0.00	\$0.00	0.0%	\$0.00	\$0.00	0.0%	\$0.00
2007	\$0.00	\$0.00	0.0%	\$0.00	\$0.00	0.0%	\$0.00
2008	\$0.00	\$0.00	0.0%	\$0.00	\$0.00	0.0%	\$0.00
2009	\$5,000.00	\$5,000.00	100.0%	\$0.00	\$5,000.00	100.0%	\$0.00
2010	\$0.00	\$0.00	0.0%	\$0.00	\$0.00	0.0%	\$0.00
2011	\$0.00	\$0.00	0.0%	\$0.00	\$0.00	0.0%	\$0.00
2012	\$15,361.00	\$15,361.00	100.0%	\$0.00	\$15,361.00	100.0%	\$0.00
2013	\$0.00	\$0.00	0.0%	\$0.00	\$0.00	0.0%	\$0.00
2014	\$0.00	\$0.00	0.0%	\$0.00	\$0.00	0.0%	\$0.00
2015	\$0.00	\$0.00	0.0%	\$0.00	\$0.00	0.0%	\$0.00
2016	\$0.00	\$0.00	0.0%	\$0.00	\$0.00	0.0%	\$0.00
2017	\$0.00	\$0.00	0.0%	\$0.00	\$0.00	0.0%	\$0.00
2018	\$0.00	\$0.00	0.0%	\$0.00	\$0.00	0.0%	\$0.00
2019	\$0.00	\$0.00	0.0%	\$0.00	\$0.00	0.0%	\$0.00
2020	\$0.00	\$0.00	0.0%	\$0.00	\$0.00	0.0%	\$0.00
2021	\$0.00	\$0.00	0.0%	\$0.00	\$0.00	0.0%	\$0.00
2022	\$0.00	\$0.00	0.0%	\$0.00	\$0.00	0.0%	\$0.00
2023	\$0.00	\$0.00	0.0%	\$0.00	\$0.00	0.0%	\$0.00
2024	\$0.00	\$0.00	0.0%	\$0.00	\$0.00	0.0%	\$0.00
Total	\$20,361.00	\$20,361.00	100.0%	\$0.00	\$20,361.00	100.0%	\$0.00



U.S. Department of Housing and Urban Development
Office of Community Planning and Development
Integrated Disbursement and Information System

DATE: 12-16-24
TIME: 17:14
PAGE: 10

Status of HOME Grants
BRYAN

IDIS - PR27

CHDO Funds (CR)

Fiscal Year	CHDO Requirement	Authorized Amount	Amount Suballocated to CL/CC	Amount Subgranted to CHDOS	Balance to Subgrant	Funds Committed to Activities	% Subg Cmtd	Balance to Commit	Total Disbursed	% Subg Disb	Available to Disburse
1996	\$75,000.00	\$75,000.00	\$0.00	\$75,000.00	\$0.00	\$75,000.00	100.0%	\$0.00	\$75,000.00	100.0%	\$0.00
1997	\$52,350.00	\$52,350.00	\$0.00	\$52,350.00	\$0.00	\$52,350.00	100.0%	\$0.00	\$52,350.00	100.0%	\$0.00
1998	\$55,500.00	\$55,500.00	\$0.00	\$55,500.00	\$0.00	\$55,500.00	100.0%	\$0.00	\$55,500.00	100.0%	\$0.00
1999	\$60,000.00	\$60,000.00	\$0.00	\$60,000.00	\$0.00	\$60,000.00	100.0%	\$0.00	\$60,000.00	100.0%	\$0.00
2000	\$59,850.00	\$59,850.00	\$0.00	\$59,850.00	\$0.00	\$59,850.00	100.0%	\$0.00	\$59,850.00	100.0%	\$0.00
2001	\$66,750.00	\$66,750.00	\$0.00	\$66,750.00	\$0.00	\$66,750.00	100.0%	\$0.00	\$66,750.00	100.0%	\$0.00
2002	\$66,300.00	\$66,300.00	\$0.00	\$66,300.00	\$0.00	\$66,300.00	100.0%	\$0.00	\$66,300.00	100.0%	\$0.00
2003	\$75,468.45	\$75,468.75	\$0.00	\$75,468.75	\$0.00	\$75,468.75	100.0%	\$0.00	\$75,468.75	100.0%	\$0.00
2004	\$75,058.20	\$75,058.20	\$0.00	\$75,058.20	\$0.00	\$75,058.20	100.0%	\$0.00	\$75,058.20	100.0%	\$0.00
2005	\$70,752.60	\$70,752.60	\$0.00	\$70,752.60	\$0.00	\$70,752.60	100.0%	\$0.00	\$70,752.60	100.0%	\$0.00
2006	\$66,646.65	\$66,646.65	\$0.00	\$66,646.65	\$0.00	\$66,646.65	100.0%	\$0.00	\$66,646.65	100.0%	\$0.00
2007	\$65,956.20	\$65,956.20	\$0.00	\$65,956.20	\$0.00	\$65,956.20	100.0%	\$0.00	\$65,956.20	100.0%	\$0.00
2008	\$64,059.90	\$64,059.90	\$0.00	\$64,059.90	\$0.00	\$64,059.90	100.0%	\$0.00	\$64,059.90	100.0%	\$0.00
2009	\$71,205.90	\$71,205.90	\$0.00	\$71,205.90	\$0.00	\$71,205.90	100.0%	\$0.00	\$71,205.90	100.0%	\$0.00
2010	\$70,780.20	\$70,780.20	\$0.00	\$70,780.20	\$0.00	\$70,780.20	100.0%	\$0.00	\$70,780.20	100.0%	\$0.00
2011	\$62,661.60	\$62,661.60	\$0.00	\$62,661.60	\$0.00	\$62,661.60	100.0%	\$0.00	\$62,661.60	100.0%	\$0.00
2012	\$46,084.65	\$46,085.00	\$0.00	\$46,085.00	\$0.00	\$46,085.00	100.0%	\$0.00	\$46,085.00	100.0%	\$0.00
2013	\$45,188.70	\$45,188.70	\$0.00	\$45,188.70	\$0.00	\$45,188.70	100.0%	\$0.00	\$45,188.70	100.0%	\$0.00
2014	\$45,408.60	\$45,408.60	\$0.00	\$45,408.60	\$0.00	\$45,408.60	100.0%	\$0.00	\$45,408.60	100.0%	\$0.00
2015	\$39,339.30	\$39,339.30	\$0.00	\$39,339.30	\$0.00	\$39,339.30	100.0%	\$0.00	\$39,339.30	100.0%	\$0.00
2016	\$40,907.55	\$40,907.55	\$0.00	\$40,907.55	\$0.00	\$40,907.55	100.0%	\$0.00	\$40,907.55	100.0%	\$0.00
2017	\$37,528.35	\$37,528.35	\$0.00	\$37,528.35	\$0.00	\$37,528.35	100.0%	\$0.00	\$37,528.35	100.0%	\$0.00
2018	\$51,556.05	\$51,556.05	\$0.00	\$51,556.05	\$0.00	\$51,556.05	100.0%	\$0.00	\$51,556.05	100.0%	\$0.00
2019	\$50,924.85	\$50,924.85	\$0.00	\$50,924.85	\$0.00	\$50,924.85	100.0%	\$0.00	\$50,924.85	100.0%	\$0.00
2020	\$58,301.55	\$58,301.55	\$0.00	\$58,301.55	\$0.00	\$58,301.55	100.0%	\$0.00	\$58,301.55	100.0%	\$0.00
2021	\$57,357.30	\$57,357.30	\$0.00	\$57,357.30	\$0.00	\$57,357.30	100.0%	\$0.00	\$57,357.30	100.0%	\$0.00
2022	\$65,297.85	\$65,297.85	\$0.00	\$65,297.85	\$0.00	\$65,297.85	100.0%	\$0.00	\$0.00	0.0%	\$65,297.85
2023	\$66,502.65	\$66,502.65	\$0.00	\$66,502.65	\$0.00	\$66,502.65	100.0%	\$0.00	\$0.00	0.0%	\$66,502.65
2024	\$52,367.66	\$52,367.66	\$0.00	\$0.00	\$52,367.66	\$0.00	0.0%	\$52,367.66	\$0.00	0.0%	\$52,367.66
Total	\$1,715,104.76	\$1,715,105.41	\$0.00	\$1,662,737.75	\$52,367.66	\$1,662,737.75	100.0%	\$52,367.66	\$1,530,937.25	92.0%	\$184,168.16



**Status of HOME Grants
 BRYAN**

IDIS - PR27

CHDO Loans (CL)

Fiscal Year	Authorized Amount	Amount Subgranted	Amount Committed	% Auth Cmtd	Balance to Commit	Total Disbursed	% Auth Disb	Available to Disburse
1996	\$0.00	\$0.00	\$0.00	0.0%	\$0.00	\$0.00	0.0%	\$0.00
1997	\$0.00	\$0.00	\$0.00	0.0%	\$0.00	\$0.00	0.0%	\$0.00
1998	\$0.00	\$0.00	\$0.00	0.0%	\$0.00	\$0.00	0.0%	\$0.00
1999	\$0.00	\$0.00	\$0.00	0.0%	\$0.00	\$0.00	0.0%	\$0.00
2000	\$0.00	\$0.00	\$0.00	0.0%	\$0.00	\$0.00	0.0%	\$0.00
2001	\$0.00	\$0.00	\$0.00	0.0%	\$0.00	\$0.00	0.0%	\$0.00
2002	\$0.00	\$0.00	\$0.00	0.0%	\$0.00	\$0.00	0.0%	\$0.00
2003	\$0.00	\$0.00	\$0.00	0.0%	\$0.00	\$0.00	0.0%	\$0.00
2004	\$0.00	\$0.00	\$0.00	0.0%	\$0.00	\$0.00	0.0%	\$0.00
2005	\$0.00	\$0.00	\$0.00	0.0%	\$0.00	\$0.00	0.0%	\$0.00
2006	\$0.00	\$0.00	\$0.00	0.0%	\$0.00	\$0.00	0.0%	\$0.00
2007	\$0.00	\$0.00	\$0.00	0.0%	\$0.00	\$0.00	0.0%	\$0.00
2008	\$0.00	\$0.00	\$0.00	0.0%	\$0.00	\$0.00	0.0%	\$0.00
2009	\$0.00	\$0.00	\$0.00	0.0%	\$0.00	\$0.00	0.0%	\$0.00
2010	\$0.00	\$0.00	\$0.00	0.0%	\$0.00	\$0.00	0.0%	\$0.00
2011	\$0.00	\$0.00	\$0.00	0.0%	\$0.00	\$0.00	0.0%	\$0.00
2012	\$0.00	\$0.00	\$0.00	0.0%	\$0.00	\$0.00	0.0%	\$0.00
2013	\$0.00	\$0.00	\$0.00	0.0%	\$0.00	\$0.00	0.0%	\$0.00
2014	\$0.00	\$0.00	\$0.00	0.0%	\$0.00	\$0.00	0.0%	\$0.00
2015	\$0.00	\$0.00	\$0.00	0.0%	\$0.00	\$0.00	0.0%	\$0.00
2016	\$0.00	\$0.00	\$0.00	0.0%	\$0.00	\$0.00	0.0%	\$0.00
2017	\$0.00	\$0.00	\$0.00	0.0%	\$0.00	\$0.00	0.0%	\$0.00
2018	\$0.00	\$0.00	\$0.00	0.0%	\$0.00	\$0.00	0.0%	\$0.00
2019	\$0.00	\$0.00	\$0.00	0.0%	\$0.00	\$0.00	0.0%	\$0.00
2020	\$0.00	\$0.00	\$0.00	0.0%	\$0.00	\$0.00	0.0%	\$0.00
2021	\$0.00	\$0.00	\$0.00	0.0%	\$0.00	\$0.00	0.0%	\$0.00
2022	\$0.00	\$0.00	\$0.00	0.0%	\$0.00	\$0.00	0.0%	\$0.00
2023	\$0.00	\$0.00	\$0.00	0.0%	\$0.00	\$0.00	0.0%	\$0.00
2024	\$0.00	\$0.00	\$0.00	0.0%	\$0.00	\$0.00	0.0%	\$0.00
Total	\$0.00	\$0.00	\$0.00	0.0%	\$0.00	\$0.00	0.0%	\$0.00



**Status of HOME Grants
 BRYAN**

IDIS - PR27

CHDO Capacity (CC)

Fiscal Year	Authorized Amount	Amount Subgranted	Amount Committed	% Auth Cmtd	Balance to Commit	Total Disbursed	% Auth Disb	Available to Disburse
1996	\$0.00	\$0.00	\$0.00	0.0%	\$0.00	\$0.00	0.0%	\$0.00
1997	\$0.00	\$0.00	\$0.00	0.0%	\$0.00	\$0.00	0.0%	\$0.00
1998	\$0.00	\$0.00	\$0.00	0.0%	\$0.00	\$0.00	0.0%	\$0.00
1999	\$0.00	\$0.00	\$0.00	0.0%	\$0.00	\$0.00	0.0%	\$0.00
2000	\$0.00	\$0.00	\$0.00	0.0%	\$0.00	\$0.00	0.0%	\$0.00
2001	\$0.00	\$0.00	\$0.00	0.0%	\$0.00	\$0.00	0.0%	\$0.00
2002	\$0.00	\$0.00	\$0.00	0.0%	\$0.00	\$0.00	0.0%	\$0.00
2003	\$0.00	\$0.00	\$0.00	0.0%	\$0.00	\$0.00	0.0%	\$0.00
2004	\$0.00	\$0.00	\$0.00	0.0%	\$0.00	\$0.00	0.0%	\$0.00
2005	\$0.00	\$0.00	\$0.00	0.0%	\$0.00	\$0.00	0.0%	\$0.00
2006	\$0.00	\$0.00	\$0.00	0.0%	\$0.00	\$0.00	0.0%	\$0.00
2007	\$0.00	\$0.00	\$0.00	0.0%	\$0.00	\$0.00	0.0%	\$0.00
2008	\$0.00	\$0.00	\$0.00	0.0%	\$0.00	\$0.00	0.0%	\$0.00
2009	\$0.00	\$0.00	\$0.00	0.0%	\$0.00	\$0.00	0.0%	\$0.00
2010	\$0.00	\$0.00	\$0.00	0.0%	\$0.00	\$0.00	0.0%	\$0.00
2011	\$0.00	\$0.00	\$0.00	0.0%	\$0.00	\$0.00	0.0%	\$0.00
2012	\$0.00	\$0.00	\$0.00	0.0%	\$0.00	\$0.00	0.0%	\$0.00
2013	\$0.00	\$0.00	\$0.00	0.0%	\$0.00	\$0.00	0.0%	\$0.00
2014	\$0.00	\$0.00	\$0.00	0.0%	\$0.00	\$0.00	0.0%	\$0.00
2015	\$0.00	\$0.00	\$0.00	0.0%	\$0.00	\$0.00	0.0%	\$0.00
2016	\$0.00	\$0.00	\$0.00	0.0%	\$0.00	\$0.00	0.0%	\$0.00
2017	\$0.00	\$0.00	\$0.00	0.0%	\$0.00	\$0.00	0.0%	\$0.00
2018	\$0.00	\$0.00	\$0.00	0.0%	\$0.00	\$0.00	0.0%	\$0.00
2019	\$0.00	\$0.00	\$0.00	0.0%	\$0.00	\$0.00	0.0%	\$0.00
2020	\$0.00	\$0.00	\$0.00	0.0%	\$0.00	\$0.00	0.0%	\$0.00
2021	\$0.00	\$0.00	\$0.00	0.0%	\$0.00	\$0.00	0.0%	\$0.00
2022	\$0.00	\$0.00	\$0.00	0.0%	\$0.00	\$0.00	0.0%	\$0.00
2023	\$0.00	\$0.00	\$0.00	0.0%	\$0.00	\$0.00	0.0%	\$0.00
2024	\$0.00	\$0.00	\$0.00	0.0%	\$0.00	\$0.00	0.0%	\$0.00
Total	\$0.00	\$0.00	\$0.00	0.0%	\$0.00	\$0.00	0.0%	\$0.00



**Status of HOME Grants
 BRYAN**

IDIS - PR27

Reservations to State Recipients and Subrecipients (SU)

Fiscal Year	Authorized Amount	Amount Subgranted to Other Entities	Amount Committed	% Auth Cmtd	Balance to Commit	Total Disbursed	% Auth Disb	Available to Disburse
1996	\$0.00	\$0.00	\$0.00	0.0%	\$0.00	\$0.00	0.0%	\$0.00
1997	\$0.00	\$0.00	\$0.00	0.0%	\$0.00	\$0.00	0.0%	\$0.00
1998	\$0.00	\$0.00	\$0.00	0.0%	\$0.00	\$0.00	0.0%	\$0.00
1999	\$0.00	\$0.00	\$0.00	0.0%	\$0.00	\$0.00	0.0%	\$0.00
2000	\$0.00	\$0.00	\$0.00	0.0%	\$0.00	\$0.00	0.0%	\$0.00
2001	\$0.00	\$0.00	\$0.00	0.0%	\$0.00	\$0.00	0.0%	\$0.00
2002	\$0.00	\$0.00	\$0.00	0.0%	\$0.00	\$0.00	0.0%	\$0.00
2003	\$0.00	\$0.00	\$0.00	0.0%	\$0.00	\$0.00	0.0%	\$0.00
2004	\$0.00	\$0.00	\$0.00	0.0%	\$0.00	\$0.00	0.0%	\$0.00
2005	\$0.00	\$0.00	\$0.00	0.0%	\$0.00	\$0.00	0.0%	\$0.00
2006	\$0.00	\$0.00	\$0.00	0.0%	\$0.00	\$0.00	0.0%	\$0.00
2007	\$0.00	\$0.00	\$0.00	0.0%	\$0.00	\$0.00	0.0%	\$0.00
2008	\$0.00	\$0.00	\$0.00	0.0%	\$0.00	\$0.00	0.0%	\$0.00
2009	\$0.00	\$0.00	\$0.00	0.0%	\$0.00	\$0.00	0.0%	\$0.00
2010	\$0.00	\$0.00	\$0.00	0.0%	\$0.00	\$0.00	0.0%	\$0.00
2011	\$0.00	\$0.00	\$0.00	0.0%	\$0.00	\$0.00	0.0%	\$0.00
2012	\$0.00	\$0.00	\$0.00	0.0%	\$0.00	\$0.00	0.0%	\$0.00
2013	\$0.00	\$0.00	\$0.00	0.0%	\$0.00	\$0.00	0.0%	\$0.00
2014	\$0.00	\$0.00	\$0.00	0.0%	\$0.00	\$0.00	0.0%	\$0.00
2015	\$0.00	\$0.00	\$0.00	0.0%	\$0.00	\$0.00	0.0%	\$0.00
2016	\$0.00	\$0.00	\$0.00	0.0%	\$0.00	\$0.00	0.0%	\$0.00
2017	\$0.00	\$0.00	\$0.00	0.0%	\$0.00	\$0.00	0.0%	\$0.00
2018	\$0.00	\$0.00	\$0.00	0.0%	\$0.00	\$0.00	0.0%	\$0.00
2019	\$0.00	\$0.00	\$0.00	0.0%	\$0.00	\$0.00	0.0%	\$0.00
2020	\$0.00	\$0.00	\$0.00	0.0%	\$0.00	\$0.00	0.0%	\$0.00
2021	\$0.00	\$0.00	\$0.00	0.0%	\$0.00	\$0.00	0.0%	\$0.00
2022	\$0.00	\$0.00	\$0.00	0.0%	\$0.00	\$0.00	0.0%	\$0.00
2023	\$0.00	\$0.00	\$0.00	0.0%	\$0.00	\$0.00	0.0%	\$0.00
2024	\$0.00	\$0.00	\$0.00	0.0%	\$0.00	\$0.00	0.0%	\$0.00
Total	\$0.00	\$0.00	\$0.00	0.0%	\$0.00	\$0.00	0.0%	\$0.00



Status of HOME Grants
 BRYAN

IDIS - PR27

Total Program Funds

Fiscal Year	Total Authorization	Local Account Funds	Committed Amount	Net Disbursed for Activities	Net Disbursed for AD/CO/CB	Net Disbursed	Disbursed Pending Approval	Total Disbursed	Available to Disburse
1996	\$500,000.00	\$0.00	\$500,000.00	\$450,000.00	\$50,000.00	\$500,000.00	\$0.00	\$500,000.00	\$0.00
1997	\$349,000.00	\$24,176.18	\$373,176.18	\$338,276.18	\$34,900.00	\$373,176.18	\$0.00	\$373,176.18	\$0.00
1998	\$370,000.00	\$0.00	\$370,000.00	\$333,000.00	\$37,000.00	\$370,000.00	\$0.00	\$370,000.00	\$0.00
1999	\$400,000.00	\$12,000.00	\$412,000.00	\$372,000.00	\$40,000.00	\$412,000.00	\$0.00	\$412,000.00	\$0.00
2000	\$399,000.00	\$16,087.50	\$415,087.50	\$375,187.50	\$39,900.00	\$415,087.50	\$0.00	\$415,087.50	\$0.00
2001	\$445,000.00	\$22,937.24	\$467,937.24	\$423,437.24	\$44,500.00	\$467,937.24	\$0.00	\$467,937.24	\$0.00
2002	\$442,000.00	\$12,208.50	\$454,208.50	\$410,008.50	\$44,200.00	\$454,208.50	\$0.00	\$454,208.50	\$0.00
2003	\$503,123.00	\$27,100.25	\$530,223.25	\$479,910.75	\$50,312.50	\$530,223.25	\$0.00	\$530,223.25	\$0.00
2004	\$500,388.00	\$34,863.01	\$535,251.01	\$485,212.21	\$50,038.80	\$535,251.01	\$0.00	\$535,251.01	\$0.00
2005	\$471,684.00	\$40,541.80	\$512,225.80	\$465,057.40	\$47,168.40	\$512,225.80	\$0.00	\$512,225.80	\$0.00
2006	\$444,311.00	\$42,561.40	\$486,872.40	\$442,441.30	\$44,431.10	\$486,872.40	\$0.00	\$486,872.40	\$0.00
2007	\$439,708.00	\$56,779.70	\$496,487.70	\$452,516.90	\$43,970.80	\$496,487.70	\$0.00	\$496,487.70	\$0.00
2008	\$427,066.00	\$51,856.42	\$478,922.42	\$457,133.82	\$21,788.60	\$478,922.42	\$0.00	\$478,922.42	\$0.00
2009	\$474,706.00	\$57,836.57	\$532,542.57	\$520,130.04	\$12,412.53	\$532,542.57	\$0.00	\$532,542.57	\$0.00
2010	\$471,868.00	\$54,939.92	\$526,807.92	\$479,621.12	\$47,186.80	\$526,807.92	\$0.00	\$526,807.92	\$0.00
2011	\$417,744.00	\$61,592.28	\$479,336.28	\$437,561.88	\$41,774.40	\$479,336.28	\$0.00	\$479,336.28	\$0.00
2012	\$307,231.00	\$46,655.23	\$353,886.23	\$307,802.13	\$46,084.10	\$353,886.23	\$0.00	\$353,886.23	\$0.00
2013	\$301,258.00	\$70,789.57	\$372,047.57	\$353,020.02	\$19,027.55	\$372,047.57	\$0.00	\$372,047.57	\$0.00
2014	\$302,724.00	\$58,874.61	\$361,598.61	\$334,981.03	\$26,617.58	\$361,598.61	\$0.00	\$361,598.61	\$0.00
2015	\$262,262.00	\$52,977.41	\$315,239.41	\$290,589.60	\$24,649.81	\$315,239.41	\$0.00	\$315,239.41	\$0.00
2016	\$272,717.00	\$68,678.73	\$341,395.73	\$317,933.10	\$23,462.63	\$341,395.73	\$0.00	\$341,395.73	\$0.00
2017	\$250,189.00	\$151,889.11	\$402,078.11	\$384,741.20	\$17,336.91	\$402,078.11	\$0.00	\$402,078.11	\$0.00
2018	\$343,707.00	\$118,858.04	\$462,565.04	\$436,027.06	\$26,537.98	\$462,565.04	\$0.00	\$462,565.04	\$0.00
2019	\$339,499.00	\$130,063.05	\$469,562.05	\$431,911.82	\$37,650.23	\$469,562.05	\$0.00	\$469,562.05	\$0.00
2020	\$388,677.00	\$94,405.31	\$483,082.31	\$448,309.07	\$34,773.24	\$483,082.31	\$0.00	\$483,082.31	\$0.00
2021	\$382,382.00	\$111,441.57	\$493,823.57	\$438,859.31	\$35,469.59	\$474,328.90	\$0.00	\$474,328.90	\$19,494.67
2022	\$435,319.00	\$85,434.15	\$276,203.65	\$85,434.15	\$43,531.90	\$128,966.05	\$0.00	\$128,966.05	\$391,787.10
2023	\$443,351.00	\$80,763.07	\$191,600.82	\$80,763.07	\$44,335.10	\$125,098.17	\$0.00	\$125,098.17	\$399,015.90
2024	\$349,117.75	\$289.12	\$289.12	\$289.12	\$0.00	\$289.12	\$0.00	\$289.12	\$349,117.75
Total	\$11,434,031.75	\$1,586,599.74	\$12,094,450.99	\$10,832,155.52	\$1,029,060.55	\$11,861,216.07	\$0.00	\$11,861,216.07	\$1,159,415.42



Status of HOME Grants
 BRYAN

IDIS - PR27

Total Program Percent

Fiscal Year	Total Authorization	Local Account Funds	% Committed for Activities	% Disb for Activities	% Disb for AD/CO/CB	% Net Disbursed	% Disbursed Pending Approval	% Total Disbursed	% Available to Disburse
1996	\$500,000.00	\$0.00	100.0%	90.0%	10.0%	100.0%	0.0%	100.0%	0.0%
1997	\$349,000.00	\$24,176.18	100.0%	90.6%	10.0%	100.0%	0.0%	100.0%	0.0%
1998	\$370,000.00	\$0.00	100.0%	90.0%	10.0%	100.0%	0.0%	100.0%	0.0%
1999	\$400,000.00	\$12,000.00	100.0%	90.2%	10.0%	100.0%	0.0%	100.0%	0.0%
2000	\$399,000.00	\$16,087.50	100.0%	90.3%	10.0%	100.0%	0.0%	100.0%	0.0%
2001	\$445,000.00	\$22,937.24	100.0%	90.4%	10.0%	100.0%	0.0%	100.0%	0.0%
2002	\$442,000.00	\$12,208.50	100.0%	90.2%	10.0%	100.0%	0.0%	100.0%	0.0%
2003	\$503,123.00	\$27,100.25	100.0%	90.5%	10.0%	100.0%	0.0%	100.0%	0.0%
2004	\$500,388.00	\$34,863.01	100.0%	90.6%	10.0%	100.0%	0.0%	100.0%	0.0%
2005	\$471,684.00	\$40,541.80	100.0%	90.7%	10.0%	100.0%	0.0%	100.0%	0.0%
2006	\$444,311.00	\$42,561.40	100.0%	90.8%	9.9%	99.9%	0.0%	99.9%	0.0%
2007	\$439,708.00	\$56,779.70	100.0%	91.1%	10.0%	100.0%	0.0%	100.0%	0.0%
2008	\$427,066.00	\$51,856.42	100.0%	95.4%	5.1%	100.0%	0.0%	100.0%	0.0%
2009	\$474,706.00	\$57,836.57	100.0%	97.6%	2.6%	100.0%	0.0%	100.0%	0.0%
2010	\$471,868.00	\$54,939.92	100.0%	91.0%	10.0%	100.0%	0.0%	100.0%	0.0%
2011	\$417,744.00	\$61,592.28	100.0%	91.2%	10.0%	100.0%	0.0%	100.0%	0.0%
2012	\$307,231.00	\$46,655.23	100.0%	86.9%	14.9%	100.0%	0.0%	100.0%	0.0%
2013	\$301,258.00	\$70,789.57	100.0%	94.8%	6.3%	100.0%	0.0%	100.0%	0.0%
2014	\$302,724.00	\$58,874.61	100.0%	92.6%	8.7%	100.0%	0.0%	100.0%	0.0%
2015	\$262,262.00	\$52,977.41	99.9%	92.1%	9.3%	99.9%	0.0%	99.9%	0.0%
2016	\$272,717.00	\$68,678.73	100.0%	93.1%	8.6%	100.0%	0.0%	100.0%	0.0%
2017	\$250,189.00	\$151,889.11	100.0%	95.6%	6.9%	100.0%	0.0%	100.0%	0.0%
2018	\$343,707.00	\$118,858.04	100.0%	94.2%	7.7%	100.0%	0.0%	100.0%	0.0%
2019	\$339,499.00	\$130,063.05	100.0%	91.9%	11.0%	100.0%	0.0%	100.0%	0.0%
2020	\$388,877.00	\$94,405.31	100.0%	92.8%	8.9%	100.0%	0.0%	100.0%	0.0%
2021	\$382,382.00	\$111,441.57	100.0%	88.8%	9.2%	96.0%	0.0%	96.0%	3.9%
2022	\$435,319.00	\$85,434.15	53.0%	16.4%	10.0%	24.7%	0.0%	24.7%	75.2%
2023	\$443,351.00	\$80,763.07	36.5%	15.4%	9.9%	23.8%	0.0%	23.8%	76.1%
2024	\$349,117.75	\$289.12	0.0%	0.0%	0.0%	0.0%	0.0%	0.0%	99.9%
Total	\$11,434,031.75	\$1,586,599.74	92.8%	83.1%	8.9%	91.0%	0.0%	91.0%	8.9%

Owner Occupied Housing Rehabilitation

	Create Suitable Living			Provide Decent Housing			Create Economic Opportunities			Total
	Access	Afford	Sustain	Access	Afford	Sustain	Access	Afford	Sustain	

Total LMH* units	0	0	0	0	44	0	0	0	0	44
Total SB*, URG units	0	0	0	0	0	0	0	0	0	0
Of Total, Number of Units Occupied by elderly	0	0	0	0	28	0	0	0	0	28
Brought from substandard to standard condition	0	0	0	0	0	0	0	0	0	0
Qualified as Energy Star	0	0	0	0	0	0	0	0	0	0
Brought to lead safety compliance	0	0	0	0	0	0	0	0	0	0
Made accessible	0	0	0	0	0	0	0	0	0	0

Homebuyer Assistance										
	Create Suitable Living			Provide Decent Housing			Create Economic Opportunities			Total
	Access	Afford	Sustain	Access	Afford	Sustain	Access	Afford	Sustain	

Total Households Assisted	0	0	0	0	0	0	0	0	0	0
Of Total:										
Number of first-time homebuyers	0	0	0	0	0	0	0	0	0	0
Of those, number receiving housing counseling	0	0	0	0	0	0	0	0	0	0
Number of households receiving downpayment/closing costs assistance	0	0	0	0	0	0	0	0	0	0

IDIS - PR84

U.S. Department of Housing and Urban Development
Office of Community Planning and Development
Integrated Disbursement and Information System
CDBG Strategy Area, CFDI, and Local Target Area Report
BRYAN, TX
Program Year 2023

DATE: 12-16-24
TIME: 17:27
PAGE: 1

Totals for all Areas

Number of new businesses assisted	0
Number of existing businesses assisted	0
Number of jobs created or retained in area	0
Amount of funds leveraged	0
Number of LMI persons assisted	
By direct benefit activities	0
By area benefit activities	0
Number of LMI households assisted	0
Number of acres of brownfields remediated	0
Number with new access to public facilities/improvements	0
Number of business facades/buildings rehabilitated	0
Slum/blight demolition	0

IDIS - PR84

U.S. Department of Housing and Urban Development
Office of Community Planning and Development
Integrated Disbursement and Information System
CDBG Strategy Area, CFDI, and Local Target Area Report
BRYAN, TX
Program Year 2023

DATE: 12-16-24
TIME: 17:29
PAGE: 1

Totals for all Areas

Number of new businesses assisted	0
Number of existing businesses assisted	0
Number of jobs created or retained in area	0
Amount of funds leveraged	0
Number of LMI persons assisted	
By direct benefit activities	0
By area benefit activities	0
Number of LMI households assisted	0
Number of acres of brownfields remediated	0
Number with new access to public facilities/improvements	0
Number of business facades/buildings rehabilitated	0
Slum/blight demolition	0

XII. Revolving Loan Charts

HOME Loans Reported in 2023 CAPER / IDIS

Loan #	APR	Principal Original	Terms	Type of Loan	Beginning Balance 10/1/2023	Interest	Principal	Ending Balance 9/30/2024
13536	3%	\$ 40,000.00	12/1-12/31	HOME	\$ 5,516.21	\$ 122.81	\$ 3,105.19	\$ 2,411.02
13659	3%	\$ 29,366.67	5/04-5/24	HOME	\$ 8.68	\$ -	\$ 8.68	\$ -
13660	3%	\$ 44,296.70	3/06-4/26	HOME	\$ 5,501.00	\$ 109.68	\$ 3,481.70	\$ 2,019.30
13662	3%	\$ 38,460.00	3/06-4/26	HOME	\$ 14,981.84	\$ 70.85	\$ 329.15	\$ 14,652.69
13538	3%	\$ 42,135.00	1/06-2/26	HOME	\$ 5,438.15	\$ 124.02	\$ 2,339.48	\$ 3,098.67
13530	3%	\$ 46,921.30	3/06-4/26	HOME	\$ 7,876.45	\$ 195.25	\$ 2,927.54	\$ 4,948.91
13532	3%	\$ 41,050.50	5/08-6/28	HOME	\$ 12,205.77	\$ 332.71	\$ 2,392.49	\$ 9,813.28
13583	3%	\$ 50,806.11	5/08-6/38	HOME	\$ 42,957.72	\$ -	\$ 410.00	\$ 42,547.72
13517	0%	\$ 35,930.00	3/12-3/42	HOME	\$ 32,876.00	\$ -	\$ 940.00	\$ 31,936.00
13664	3%	\$ 69,951.00	4/13-4/38	HOME	\$ 45,456.54	\$ 1,324.47	\$ 2,631.09	\$ 42,825.45
13675	0%	\$ 62,307.00	8/15-8/45	HOME	\$ 45,345.16	\$ -	\$ 2,076.96	\$ 43,268.20
13686	3%	\$ 121,795.15	11/15-11/45	HOME	\$ 99,242.04	\$ 2,926.45	\$ 3,235.43	\$ 96,006.61
13704	0%	\$ 95,093.32	8/16-8/46	HOME	\$ 72,375.57	\$ -	\$ 3,170.80	\$ 69,204.77
13705	0%	\$ 99,386.22	8/16-8/41	HOME	\$ 69,286.22	\$ -	\$ 4,200.00	\$ 65,086.22
13731	0%	\$ 106,863.32	9/17-9/47	HOME	\$ 85,182.02	\$ -	\$ 3,574.80	\$ 81,607.22
13732	0%	\$ 50,645.79	9/17-9/52	HOME	\$ 41,838.89	\$ -	\$ 1,452.00	\$ 40,386.89
13759	0%	\$ 63,737.62	2/18-1/48	HOME	\$ 51,684.15	\$ -	\$ 2,124.60	\$ 49,559.55
13816	0%	\$ 95,273.44	10/19-9/49	HOME	\$ 82,418.79	\$ -	\$ 2,915.00	\$ 79,503.79
13848	0%	\$ 96,710.72	8/20-7/50	HOME	\$ 93,020.72	\$ -	\$ 200.00	\$ 92,820.72
13854	0%	\$ 192,492.56	12/20-11/50	HOME	\$ 177,917.56	\$ -	\$ 6,385.00	\$ 171,532.56
13863	0%	\$ 119,426.26	2/21-1/51	HOME	\$ 110,469.02	\$ -	\$ 2,322.18	\$ 108,146.84
13883	0%	\$ 104,083.53	2/22-1/52	HOME	\$ 98,301.13	\$ -	\$ 3,220.41	\$ 95,080.72
13893	0%	\$ 185,837.32	5/22-4/57	HOME	\$ 177,394.85	\$ -	\$ 6,000.00	\$ 171,394.85
13902	0%	\$ 119,605.68	11/22-10/52	HOME	\$ 115,951.03	\$ -	\$ 3,987.64	\$ 111,963.39
13929	0%	\$ 139,338.73	10/23-9/53	HOME	\$ 139,338.73	\$ -	\$ 2,709.35	\$ 136,629.38
Total		\$ 2,091,513.94			\$ 1,632,584.24	\$ 5,206.24	\$ 66,139.49	\$ 1,566,444.75

CDBG Housing Loans Reported in 2023 CAPER / IDIS

Loan	APR	Principal Original	Terms	Type of Loan	Interest	Principal	Ending Balance
13655	3%	\$ 27,240.00	9/09-7/39	CDBG Housing Loan	\$ -	\$ -	\$ 16,291.23
13535	2%	\$ 33,970.00	10/10-6/30	CDBG Housing Loan	\$ 328.63	\$ 1,399.33	\$ 17,226.16
13503	0%	\$ 44,553.00	3/12-3/42	CDBG Housing Loan	\$ -	\$ 2,122.55	\$ 18,016.64
13509	3%	\$ 25,000.00	12/12-12/27	CDBG Housing Loan	\$ 223.13	\$ 1,848.67	\$ 6,447.97
13553	0%	\$ 68,924.00	4/13-4/43	CDBG Housing Loan	\$ -	\$ -	\$ 49,458.54
13657	2%	\$ 107,197.00	7/14-7/44	CDBG Housing Loan	\$ 1,587.58	\$ 3,212.42	\$ 78,206.87
13610	0%	\$ 56,920.00	8/14- 8/44	CDBG Housing Loan	\$ -	\$ 2,400.00	\$ 36,750.89
13618	0%	\$ 66,182.00	9/14-9/44	CDBG Housing Loan	\$ -	\$ 2,255.00	\$ 43,731.28
13706	0%	\$ 92,817.01	8/16-8/41	CDBG Housing Loan	\$ -	\$ 3,720.00	\$ 62,141.52
13756	0%	\$ 74,006.79	1/18-12/47	CDBG Housing Loan	\$ -	\$ 2,466.84	\$ 57,528.16
13809	0%	\$ 166,410.23	7/19-6/49	CDBG Housing Loan	\$ -	\$ 5,547.00	\$ 137,288.08
13872	0%	\$ 190,150.28	7/21-6/41	CDBG Housing Loan	\$ -	\$ 4,675.00	\$ 165,225.28
Total		\$ 953,370.31			\$ 2,139.34	\$ 29,646.81	\$ 688,312.62



PART I: SUMMARY OF CDBG RESOURCES

01 UNEXPENDED CDBG FUNDS AT END OF PREVIOUS PROGRAM YEAR	802,832.49
02 ENTITLEMENT GRANT	910,061.00
03 SURPLUS URBAN RENEWAL	0.00
04 SECTION 108 GUARANTEED LOAN FUNDS	0.00
05 CURRENT YEAR PROGRAM INCOME	43,594.29
05a CURRENT YEAR SECTION 108 PROGRAM INCOME (FOR SI TYPE)	0.00
06 FUNDS RETURNED TO THE LINE-OF-CREDIT	0.00
06a FUNDS RETURNED TO THE LOCAL CDBG ACCOUNT	0.00
07 ADJUSTMENT TO COMPUTE TOTAL AVAILABLE	0.00
08 TOTAL AVAILABLE (SUM, LINES 01-07)	1,756,487.78

PART II: SUMMARY OF CDBG EXPENDITURES

09 DISBURSEMENTS OTHER THAN SECTION 108 REPAYMENTS AND PLANNING/ADMINISTRATION	491,309.41
10 ADJUSTMENT TO COMPUTE TOTAL AMOUNT SUBJECT TO LOW/MOD BENEFIT	0.00
11 AMOUNT SUBJECT TO LOW/MOD BENEFIT (LINE 09 + LINE 10)	491,309.41
12 DISBURSED IN IDIS FOR PLANNING/ADMINISTRATION	182,012.00
13 DISBURSED IN IDIS FOR SECTION 108 REPAYMENTS	0.00
14 ADJUSTMENT TO COMPUTE TOTAL EXPENDITURES	0.00
15 TOTAL EXPENDITURES (SUM, LINES 11-14)	673,321.41
16 UNEXPENDED BALANCE (LINE 08 - LINE 15)	1,083,166.37

PART III: LOWMOD BENEFIT THIS REPORTING PERIOD

17 EXPENDED FOR LOW/MOD HOUSING IN SPECIAL AREAS	0.00
18 EXPENDED FOR LOW/MOD MULTI-UNIT HOUSING	0.00
19 DISBURSED FOR OTHER LOW/MOD ACTIVITIES	464,670.58
20 ADJUSTMENT TO COMPUTE TOTAL LOW/MOD CREDIT	0.00
21 TOTAL LOW/MOD CREDIT (SUM, LINES 17-20)	464,670.58
22 PERCENT LOW/MOD CREDIT (LINE 21/LINE 11)	94.58%

LOW/MOD BENEFIT FOR MULTI-YEAR CERTIFICATIONS

23 PROGRAM YEARS(PY) COVERED IN CERTIFICATION	PY: PY:
24 CUMULATIVE NET EXPENDITURES SUBJECT TO LOW/MOD BENEFIT CALCULATION	0.00
25 CUMULATIVE EXPENDITURES BENEFITING LOW/MOD PERSONS	0.00
26 PERCENT BENEFIT TO LOW/MOD PERSONS (LINE 25/LINE 24)	0.00%

PART IV: PUBLIC SERVICE (PS) CAP CALCULATIONS

27 DISBURSED IN IDIS FOR PUBLIC SERVICES	136,509.00
28 PS UNLIQUIDATED OBLIGATIONS AT END OF CURRENT PROGRAM YEAR	0.00
29 PS UNLIQUIDATED OBLIGATIONS AT END OF PREVIOUS PROGRAM YEAR	0.00
30 ADJUSTMENT TO COMPUTE TOTAL PS OBLIGATIONS	0.00
31 TOTAL PS OBLIGATIONS (LINE 27 + LINE 28 - LINE 29 + LINE 30)	136,509.00
32 ENTITLEMENT GRANT	910,061.00
33 PRIOR YEAR PROGRAM INCOME	42,851.52
34 ADJUSTMENT TO COMPUTE TOTAL SUBJECT TO PS CAP	0.00
35 TOTAL SUBJECT TO PS CAP (SUM, LINES 32-34)	952,912.52
36 PERCENT FUNDS OBLIGATED FOR PS ACTIVITIES (LINE 31/LINE 35)	14.33%

PART V: PLANNING AND ADMINISTRATION (PA) CAP

37 DISBURSED IN IDIS FOR PLANNING/ADMINISTRATION	182,012.00
38 PA UNLIQUIDATED OBLIGATIONS AT END OF CURRENT PROGRAM YEAR	0.00
39 PA UNLIQUIDATED OBLIGATIONS AT END OF PREVIOUS PROGRAM YEAR	0.00
40 ADJUSTMENT TO COMPUTE TOTAL PA OBLIGATIONS	0.00
41 TOTAL PA OBLIGATIONS (LINE 37 + LINE 38 - LINE 39 +LINE 40)	182,012.00
42 ENTITLEMENT GRANT	910,061.00
43 CURRENT YEAR PROGRAM INCOME	43,594.29
44 ADJUSTMENT TO COMPUTE TOTAL SUBJECT TO PA CAP	0.00
45 TOTAL SUBJECT TO PA CAP (SUM, LINES 42-44)	953,655.29
46 PERCENT FUNDS OBLIGATED FOR PA ACTIVITIES (LINE 41/LINE 45)	19.09%



LINE 17 DETAIL: ACTIVITIES TO CONSIDER IN DETERMINING THE AMOUNT TO ENTER ON LINE 17

No data returned for this view. This might be because the applied filter excludes all data.

LINE 18 DETAIL: ACTIVITIES TO CONSIDER IN DETERMINING THE AMOUNT TO ENTER ON LINE 18

No data returned for this view. This might be because the applied filter excludes all data.

LINE 19 DETAIL: ACTIVITIES INCLUDED IN THE COMPUTATION OF LINE 19

Plan Year	IDIS Project	IDIS Activity	Voucher Number	Activity Name	Matrix Code	National Objective	Drawn Amount
2023	8	1155	6926869	A Home Base for Transitioning Foster Youth DBA Unlimited Potential	03T	LMC	\$7,728.26
2023	8	1155	6947162	A Home Base for Transitioning Foster Youth DBA Unlimited Potential	03T	LMC	\$7,546.74
					03T	Matrix Code	\$15,275.00
2023	5	1154	6894652	Big Brothers Big Sisters STEM Program	05D	LMC	\$2,000.00
2023	5	1154	6926869	Big Brothers Big Sisters STEM Program	05D	LMC	\$4,167.81
2023	5	1154	6947162	Big Brothers Big Sisters STEM Program	05D	LMC	\$34,066.19
					05D	Matrix Code	\$40,234.00
2023	6	1153	6926869	Brazos Maternal & Child Health Clinic	05M	LMC	\$17,216.77
2023	6	1153	6947162	Brazos Maternal & Child Health Clinic	05M	LMC	\$23,283.23
					05M	Matrix Code	\$40,500.00
2023	7	1152	6894652	Family Promise of Bryan-College Station	05Z	LMC	\$10,000.00
2023	7	1152	6926869	Family Promise of Bryan-College Station	05Z	LMC	\$10,246.85
2023	7	1152	6947162	Family Promise of Bryan-College Station	05Z	LMC	\$20,253.15
					05Z	Matrix Code	\$40,500.00
2021	1	1119	6866340	CDBG Housing Assistance Program	14A	LMH	\$32,476.94
2021	1	1119	6894652	CDBG Housing Assistance Program	14A	LMH	\$28,692.17
2021	1	1119	6926869	CDBG Housing Assistance Program	14A	LMH	\$94.31
2022	1	1138	6866340	CDBG Housing Assistance Program	14A	LMH	\$20,252.09
2022	1	1138	6894652	CDBG Housing Assistance Program	14A	LMH	\$24,484.08
2022	1	1138	6926869	CDBG Housing Assistance Program	14A	LMH	\$131,574.25
2022	1	1138	6947162	CDBG Housing Assistance Program	14A	LMH	\$78,991.29
2022	1	1138	6964085	CDBG Housing Assistance Program	14A	LMH	\$7,019.00
2023	1	1159	6947162	CDRE06 CDBG Rehabilitation	14A	LMH	\$4,577.45
					14A	Matrix Code	\$328,161.58
Total							\$464,670.58

LINE 27 DETAIL: ACTIVITIES INCLUDED IN THE COMPUTATION OF LINE 27

Plan Year	IDIS Project	IDIS Activity	Voucher Number	Activity to prevent, prepare for, and respond to Coronavirus	Activity Name	Grant Number	Fund Type	Matrix Code	National Objective	Drawn Amount
2023	8	1155	6926869	No	A Home Base for Transitioning Foster Youth DBA Unlimited Potential	B23MC480006	EN	03T	LMC	\$7,728.26
2023	8	1155	6947162	No	A Home Base for Transitioning Foster Youth DBA Unlimited Potential	B23MC480006	EN	03T	LMC	\$7,546.74
								03T	Matrix Code	\$15,275.00
2023	5	1154	6894652	No	Big Brothers Big Sisters STEM Program	B23MC480006	EN	05D	LMC	\$2,000.00
2023	5	1154	6926869	No	Big Brothers Big Sisters STEM Program	B23MC480006	EN	05D	LMC	\$4,167.81
2023	5	1154	6947162	No	Big Brothers Big Sisters STEM Program	B23MC480006	EN	05D	LMC	\$34,066.19
								05D	Matrix Code	\$40,234.00
2023	6	1153	6926869	No	Brazos Maternal & Child Health Clinic	B23MC480006	EN	05M	LMC	\$17,216.77
2023	6	1153	6947162	No	Brazos Maternal & Child Health Clinic	B23MC480006	EN	05M	LMC	\$23,283.23
								05M	Matrix Code	\$40,500.00
2023	7	1152	6894652	No	Family Promise of Bryan-College Station	B23MC480006	EN	05Z	LMC	\$10,000.00
2023	7	1152	6926869	No	Family Promise of Bryan-College Station	B23MC480006	EN	05Z	LMC	\$10,246.85
2023	7	1152	6947162	No	Family Promise of Bryan-College Station	B23MC480006	EN	05Z	LMC	\$20,253.15
								05Z	Matrix Code	\$40,500.00
Total				No	Activity to prevent, prepare for, and respond to Coronavirus					\$136,509.00



LINE 37 DETAIL: ACTIVITIES INCLUDED IN THE COMPUTATION OF LINE 37

Plan Year	IDIS Project	IDIS Activity	Voucher Number	Activity Name	Matrix Code	National Objective	Drawn Amount
2023	10	1150	6866336	2023 CDBG Administration	21A		\$63,442.97
2023	10	1150	6894646	2023 CDBG Administration	21A		\$61,743.64
2023	10	1150	6926863	2023 CDBG Administration	21A		\$55,606.51
2023	10	1150	6947160	2023 CDBG Administration	21A		\$1,218.88
Total					21A	Matrix Code	\$182,012.00

Contract and Subcontract Activity

U.S. Department of Housing and Urban Development

OMB Approval No.: 2577-0088

OMB Approval No.: 2502-0355

Public reporting burden for this collection of information is estimated to average .5 hours per response, including the time for reviewing instructions, searching existing data sources, gathering and maintaining the data needed, and completing and reviewing the collection of information. The information is voluntary. HUD may not collect this information, and you are not required to complete this form, unless it displays a currently valid OMB Control Number.

Executive Orders dated July 14, 1983, direct the Minority Business Development Plans shall be developed by each Federal Agency and these annual plans shall establish minority business development objectives. The information is used by HUD to monitor and evaluate MBE activities against the total program activity and the designated minority business enterprise (MBE) goals. The Department requires the information to provide guidance and oversight for programs for the development of minority business enterprise concerning Minority Business Development. If the information is not collected HUD would not be able to establish meaningful MBE goals nor evaluate MBE performance against these goals.

Privacy Act Notice = The United States Department of Housing and Urban Development, Federal Housing Administration, is authorized to solicit the information requested in this form by virtue of Title 12, United States Code, Section 1701 et seq., and regulation. It will not be disclosed or released outside the United States Department of Housing and Urban Development without your consent, except as required or permitted by Law.

1. Grantee/Project Owner/Developer/Sponsor/Builder/Agency City of Bryan, Texas		Check if:	2. Location (City, State Zip Code)
		PH	City of Bryan Community Development Services
		IH	PO BOX 1000
		CPD <input checked="" type="checkbox"/>	BRYAN TX 77805
		Housing	

3a. Name of Contact Person Art Roach	3b. Phone Number (including Area Code) 979-209-5173	4. Reporting Period <input checked="" type="checkbox"/> Oct. 1 - Sept. 30 (Annual -FY)	5. Program Code (Not applicable for CPD programs.) See explanation of Codes at bottom of Page Use a separate sheet for each program code.	6. Date Submitted to Field Office 10/31/2024
---	--	---	--	---

Grant/Project Number or HUD Case Number or other identification of property, subdivision, dwelling unit, etc. 7a.	Amount of Contract or Subcontract 7b.	Type of Trade Code (See below) 7c.	Contractor or Subcontractor Business Racial/Ethnic (See below) 7d.	Woman Owned Business (Yes or No) 7e.	Prime Contractor Identification (ID) Number 7f.	Sec. 3 7g.	Subcontractor Identification (ID) Number 7h.	Sec. 3 7i.	Contractor/Subcontractor Name and Address 7j.				
									Name	Street	City	State	Zip
M-20-MC-48-0229	\$186,167	1	4	Yes	87-4505773	Yes	N/A	N/A	Brazos Plumbing & Construction, LLC	2402 Stevens Dr	Bryan	TX	77803
M-20-MC-48-0229	\$43,638	1	4	No			74-2893766	No	Sanchez Lawn And Construction Serv	1102 Groesbeck St.	Bryan	TX	77803
M-20-MC-48-0229	\$13,601	1	4	No			622-76-3740	No	Arise Electric LLC	9252 Mumford Rd.	Bryan	TX	77807
M-20-MC-48-0229	\$6,800	1	4	No			84-4357327	No	Comfort Tech A/C & Heating	2805 Water Locust Dr.	Bryan	TX	77801
M-20-MC-48-0229	\$14,000	1	4	No			939-91-6357	No	Adrian Aguiere Relliz	6095 Magnolia Dr.	Bryan	TX	77807
M-20-MC-48-0229	\$9,600	1	4	No			635-76-5069	No	J Gabriel Martinez	2303 Bomber Dr.	Bryan	TX	77801
M-20-MC-48-0229	\$3,800	1	4	No			463-75-4699	No	Benjamin Mauricio	6236 Benchley Dr.	Bryan	TX	77807
B-21-MC-48-0006	\$11,700	0	1	Yes	20-5804605	No	N/A	N/A	ALBO Construction LLC	5780 State Hwy 21 E	Bryan	TX	77808
B-22-MC-48-0006	\$38,582	3	4	Yes	87-4505773	Yes	N/A	N/A	Brazos Plumbing & Construction, LLC	2402 Stevens Dr	Bryan	TX	77803
B-21-MC-48-0006	\$15,355	3	4	No	461-87-0250	No	N/A	N/A	Freddy's Home Construction	2420 Old Heame Road	Bryan	TX	77803
B-22-MC-48-0006	\$58,080	3	4	No	461-87-0250	No	N/A	N/A	Freddy's Home Construction	2420 Old Heame Road	Bryan	TX	77803
B-21-MC-48-0006	\$17,589	3	4	No	74-2128121	No	N/A	N/A	Siebert Heating & Air Conditioning	989 N. Earl Rudder Fwy	Bryan	TX	77802
B-22-MC-48-0006	\$21,556	3	4	No	74-2128121	No	N/A	N/A	Siebert Heating & Air Conditioning	989 N. Earl Rudder Fwy	Bryan	TX	77802
B-22-MC-48-0006	\$42,750	3	4	Yes	82-5324818	No	N/A	N/A	YAC Multi Service LLC	2027 Stone View Ct	Bryan	TX	77803

CPD: 1 = New Construction 2 = Education/Training 3 = Other	7c: Type of Trade Codes: Housing/Public Housing: 1 = New Construction 2 = Substantial Rehab. 3 = Repair 4 = Service 5 = Project Manag.	7d: Racial/Ethnic Codes: 1 = White Americans 2 = Black Americans 3 = Native Americans 4 = Hispanic Americans 5 = Asian/Pacific Americans 6 = Hasidic Jews	5: Program Codes (Complete for Housing and Public and Indian Housing programs only): 1 = All Insured, including Section 8 2 = Flexible Subsidy 3 = Section 8 Noninsured, Non-HFDA 4 = Insured (Management)	5 = Section 202 6 = HUD-Held (Management) 7 = Public India Housing 8 = Section 811
--	--	--	---	---

U.S. Department of Housing and Urban Development
Office of Community Planning and Development
Integrated Disbursement and Information System
Home Matching Liability Report

DATE: 12-20-24
TIME: 11:51
PAGE: 1

BRYAN, TX

Fiscal Year	Match Percent	Total Disbursements	Disbursements Requiring Match	Match Liability Amount
1997	12.5%	\$72,200.00	\$57,200.00	\$7,150.00
1998	12.5%	\$501,997.93	\$465,113.65	\$58,139.20
1999	12.5%	\$363,344.90	\$316,634.03	\$39,579.25
2000	12.5%	\$381,949.18	\$337,076.84	\$42,134.60
2001	12.5%	\$338,603.96	\$324,813.32	\$40,601.66
2002	12.5%	\$414,126.67	\$380,200.68	\$47,525.08
2003	0.0%	\$386,827.58	\$339,895.91	\$0.00
2004	0.0%	\$534,855.91	\$493,498.62	\$0.00
2005	0.0%	\$379,369.58	\$343,836.96	\$0.00
2006	0.0%	\$608,416.57	\$553,824.93	\$0.00
2007	0.0%	\$383,849.06	\$344,905.98	\$0.00
2008	0.0%	\$586,362.22	\$537,391.43	\$0.00
2009	0.0%	\$247,450.03	\$206,079.94	\$0.00
2010	0.0%	\$423,033.82	\$376,679.29	\$0.00
2011	0.0%	\$285,412.76	\$230,932.80	\$0.00
2012	0.0%	\$336,697.36	\$299,294.91	\$0.00
2013	0.0%	\$748,122.35	\$714,721.09	\$0.00

U.S. Department of Housing and Urban Development
Office of Community Planning and Development
Integrated Disbursement and Information System
Home Matching Liability Report

2014	0.0%	\$32,841.56	\$10,130.84	\$0.00
2015	0.0%	\$460,272.28	\$413,028.01	\$0.00
2016	0.0%	\$317,199.37	\$296,284.01	\$0.00
2017	0.0%	\$325,105.55	\$298,584.14	\$0.00
2018	0.0%	\$30,437.56	\$12,971.04	\$0.00
2019	0.0%	\$186,287.70	\$162,083.26	\$0.00
2020	0.0%	\$370,427.66	\$333,035.79	\$0.00
2021	0.0%	\$410,579.49	\$381,454.52	\$0.00
2022	0.0%	\$526,534.50	\$496,330.59	\$0.00
2023	0.0%	\$388,155.83	\$341,193.99	\$0.00

Performance Measures

Performance Measurement System - 2023 CAPER

Grantee: City of Bryan

Please select one of the following:

The community is not using a local performance measurement system and does not intend to develop such a system.

The community is not using a local performance measurement system, but intends to develop and implement such a system that includes some/all of the criteria listed below by N/A (date).

The community is currently using a local performance measurement system. If yes, please check off the following items that are included in your performance measurement system and attach either a description of your system or a report from the system.

- Long-term (multi-year) goals/objectives
- Short-term (annual) goals/objectives
- Expected units of accomplishment upon completion of project/activity
- Actual units of accomplishment upon completion of project/activity
- Expected units of accomplishment during each program year of the project/activity
- Actual units of accomplishment during each program year of the project/activity

Aggregation of actual units of program year accomplishments to short-term and long-term numeric goals/objectives

Outputs resulting from HUD funding are shown separately

- One or more proposed outcome(s)

If so, which indicator is used? -see following-

- One or more actual outcome(s)

If so, which indicator is used? -see following--

Please see Notice CPD-03-09 for more information.

Mission Statement

The Community Development Department of the City of Bryan is dedicated to empowering residents to thrive by leveraging community resources and building connections, one household at a time. We fulfill this mission by administering Community Development Block Grant (CDBG) funds, Home Investment Partnership program (HOME) funds in accordance with guidelines published by the U. S. Department of Housing and Urban Development, and other appropriate funding sources. Our efforts aim to:

- Facilitate the development and preservation of affordable housing
- Encourage fair housing
- Enhance neighborhood integrity and eliminate blighting influences
- Assist in providing public services and facilities for low and moderate income citizens, and
- Create economic opportunities in the community

Strategic Initiatives

1. Expand the supply of decent, safe and affordable housing.
2. Reduce the isolation of income groups by decentralizing housing opportunities and expand home ownership.
3. Address needs of homeless through housing and supportive services by providing access to eligible programs.
4. Address special needs populations through housing and supportive services by providing access to eligible services.
5. Increase access to public services and public facilities as defined by HUD.
6. Increase economic development by promoting programs and/or access to services for low to moderate income individuals.

Fiscal Year 2023-24 Accomplishments

1. Provide technical assistance through code enforcement actions resulting in approximately 5,804 cases to address clean up, and/or elimination of spot slum/blight.
2. Provided funding to 4 public service programs and technical assistance to several agencies/programs to increase access to services.
3. Attended HUD sponsored and/or required trainings and meeting as appropriate.
4. Provided housing assistance through our voluntary demolition program with 2 projects completed.
5. Provided housing assistance to 35 completed minor repair projects to address deficiencies and improve housing stock for low-income homeowners.
6. Provided housing assistance through major rehabilitation/reconstruction with 2 projects nearing completion as of the publication of this report.
7. Provided for citizen input through multiple public meetings to include 6 Community Development Advisory Committee meetings and other public outreach efforts to solicit public input.
8. Provided FHEO information for approximately 17 unique events or outreach efforts, to include: advisory committee meetings and public hearings; on internet, tv, and radio outreach; internet/webpage PSAs; public hearings; online surveys; and other city and non-profit informational

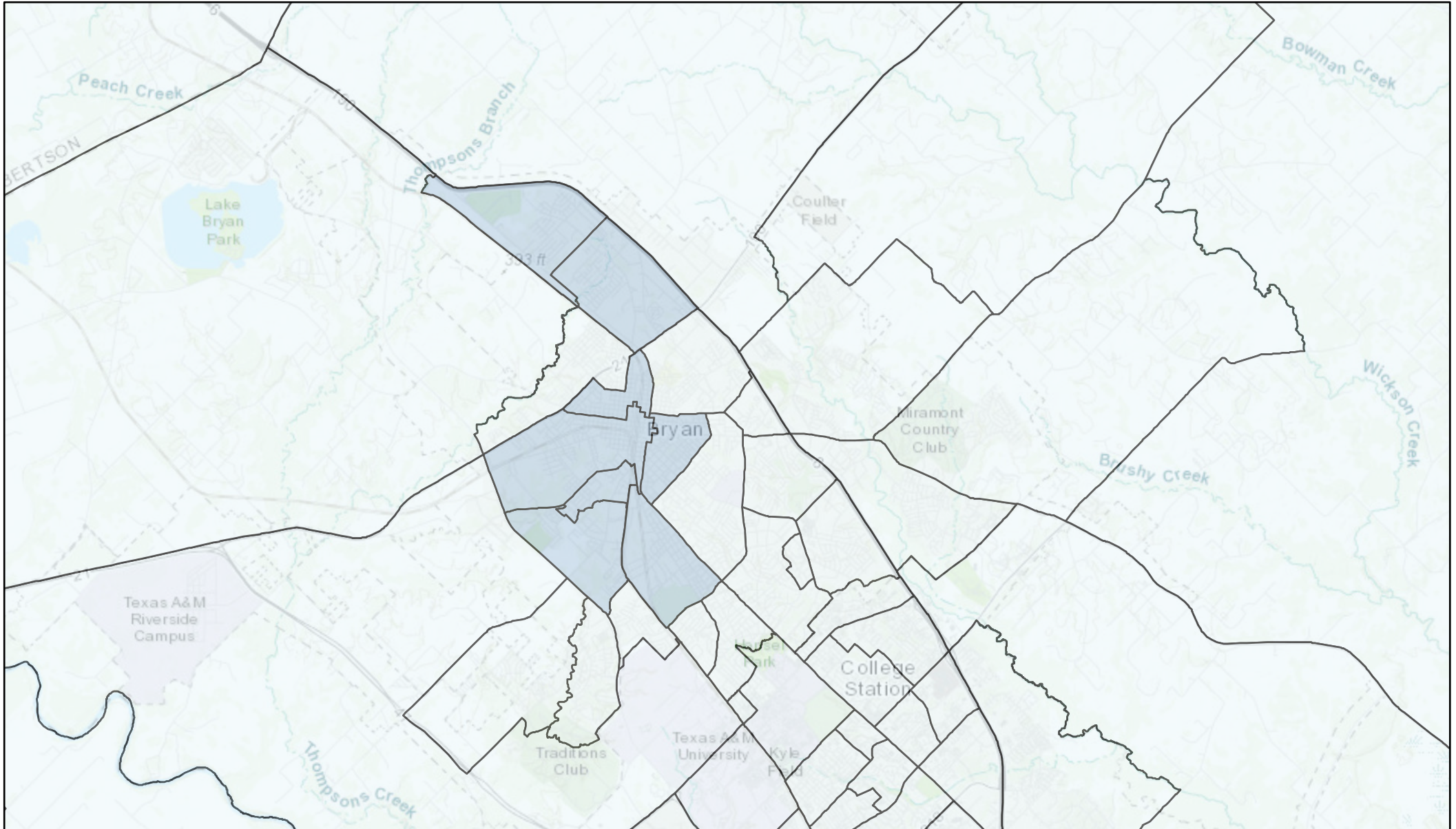
functions.

9. Coordinated volunteer efforts to help with the beautification of homes in our community.
10. Provided 4 educational workshop for residents to learn about various topics (property law, fair housing laws, homeownership, financial literacy, etc.)
11. Staff served on and provided technical assistance to other (non-PSA funded) agencies in advancement of the city's community development goals and objectives.
12. Provided technical assistance to housing related community committees/coalitions including Brazos Valley Housing Rehabilitation Committee, Brazos Valley Coalition for the Homeless, and more.
13. Developed the 2024 Annual Action Plan.

Fiscal Year 2024-25 Goals and Objectives

1. Provide funding to a minimum of 33 homeowners to provide affordable housing and demolition assistance. Approximately 30 homeowners to receive minor repair and 2 to receive major rehabilitation/reconstruction projects, and 1 voluntary demolition.
2. Provide 15% of CDBG funding and technical assistance to public service agencies to increase access to services.
3. Provide homebuyers counseling and down-payment assistance to a minimum of 3 eligible citizens.
4. Provide technical assistance and funding to at least 1 developer of affordable rental property.
5. Provide for the funding of at least one CHDO project using CHDO funding allocations and unallocated HOME funds from previous years.
6. Coordinate with city departments to provide information on planning and funding for CDBG/HOME funds to promote housing, streets, parks, and/or water/sewer improvements, and for increased housing by coordinated infrastructure improvements and lowered fees for impact area projects, and information on the planning and funding process for CDBG/HOME funding.
7. Work with and provide technical assistance to agencies and city housing departments to encourage affordable housing development and the preservation of existing affordable housing through coordination of rehabilitation and repair resources.
8. Provide volunteer demolition opportunities and complete needed demolitions to remove vacate dilapidated houses.
9. Provide technical assistance to housing developers to encourage housing developments in low/moderate income areas or for low/moderate income individuals/families.
10. Service the City's CDBG and HOME loan portfolios to ensure loans are performing appropriately, with loan proceeds reinvested into affordable housing activities.
11. Provide technical assistance to housing related community committees/coalitions including Brazos Valley Housing Rehabilitation Committee, Brazos Valley Coalition for the Homeless, and more.
12. Provide technical assistance through support of social service boards/Coalitions and committees.
13. Prepare and submit the 2025 Annual Action Plan via HUD's *eCon Planning Suite* and provide for citizens input as required by federal regulations.
14. Prepare and submit the 2025 Consolidated Annual Evaluation and Performance Plan through the *eCon Planning Suite*.
15. Attend HUD sponsored and/or required trainings or meetings as appropriate.
16. Prepare and administer action steps in a Fair Housing Narrative Statement to complement the City Analysis of Impediments and provide Fair Housing education.

Bryan Census Tracts Where Hispanics Comprise Over 50% of Population



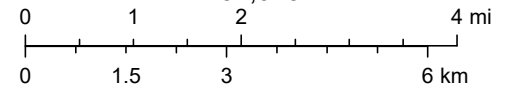
Hispanic Origin

 <50%

 >50%

NOTE: Six Census Tracts had majority Hispanic populations in PY2023 as shown in the dark blue shaded areas.

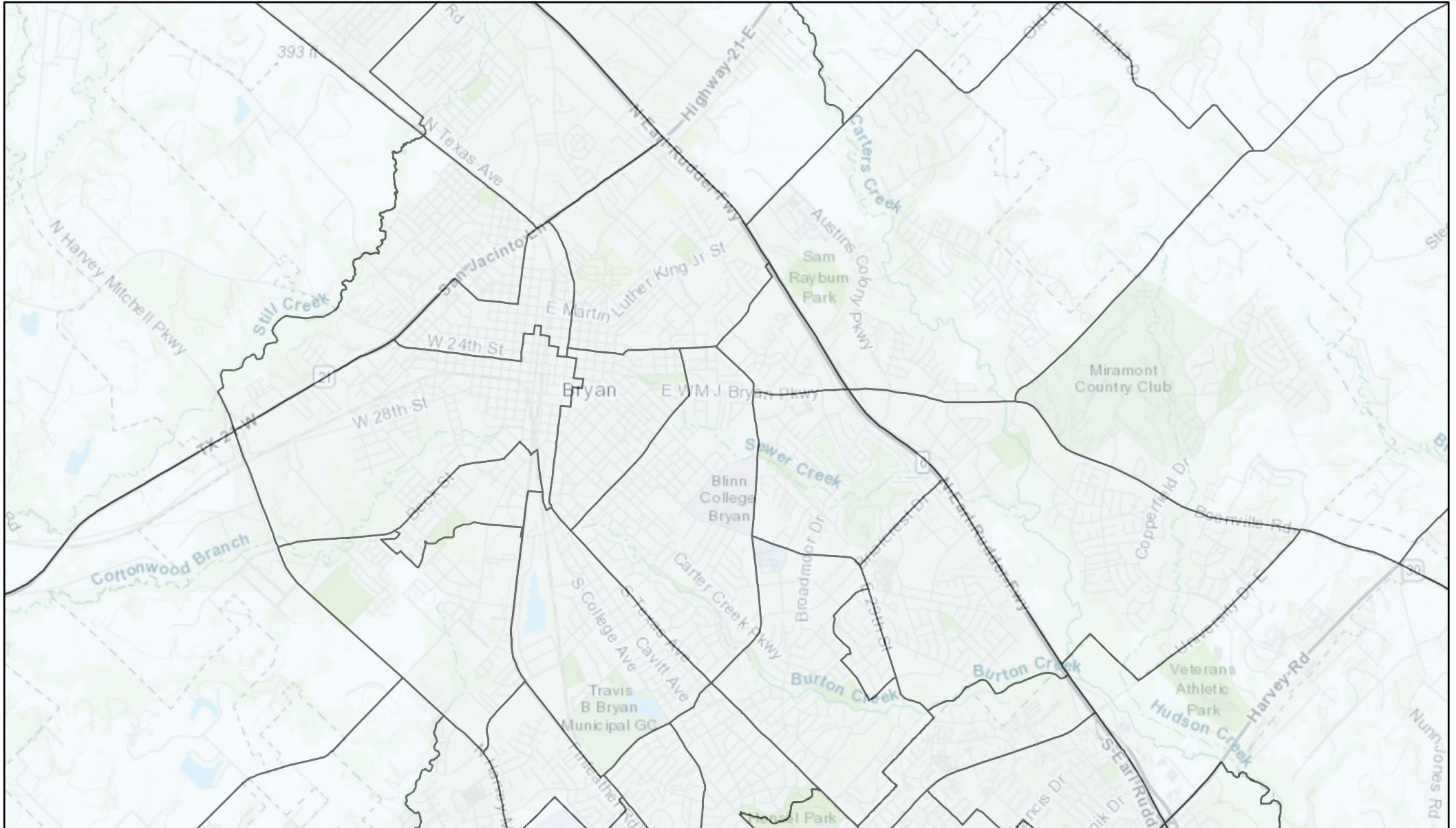
1:131,015



Sources: Esri, HERE, Garmin, Intermap, increment P Corp., GEBCO, USGS, FAO, NPS, NRCAN, GeoBase, IGN, Kadaster NL, Ordnance Survey, Esri Japan, METI, Esri China (Hong Kong), (c) OpenStreetMap contributors, and the GIS User Community

Dec. 2024 CPD Maps / Dept. of HUD Map Application

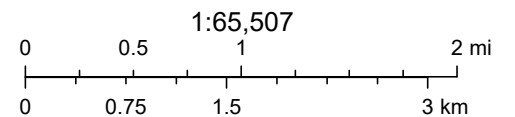
Bryan Census Tracts Where Black/African American Comprise Over 50% of Population



Black/African American Alone

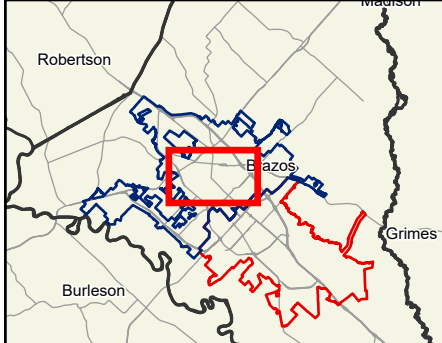
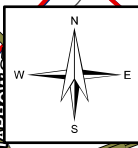
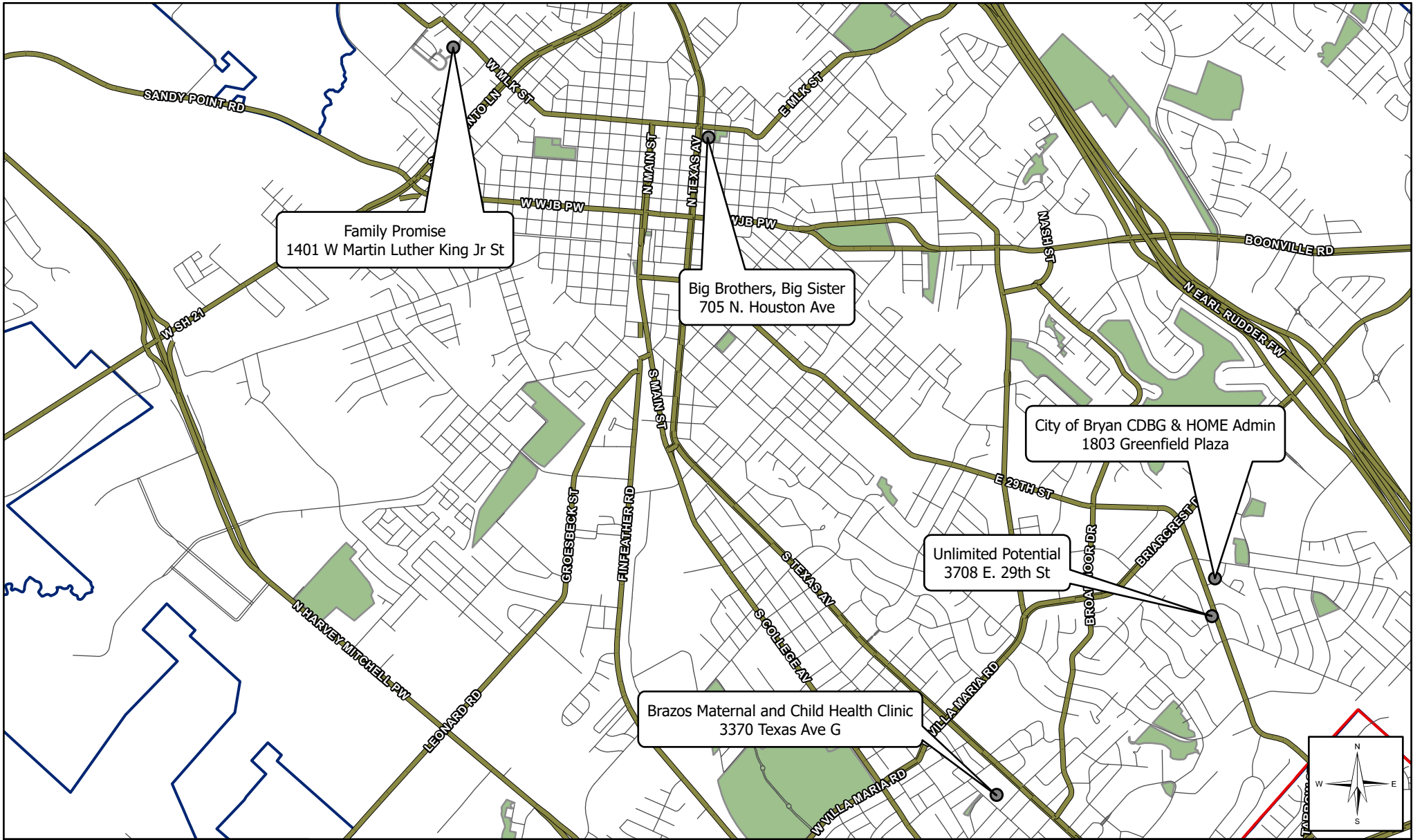
 <50%

NOTE: No Census Tracts had majority Black/African American populations in PY2023.



Sources: Esri, HERE, Garmin, Intermap, increment P Corp., GEBCO, USGS, FAO, NPS, NRCAN, GeoBase, IGN, Kadaster NL, Ordnance Survey, Esri Japan, METI, Esri China (Hong Kong), (c) OpenStreetMap contributors, and the GIS User Community

Dec. 2024 CPD Maps / Dept. of HUD Map Application



Legend

- Admin and Agencies

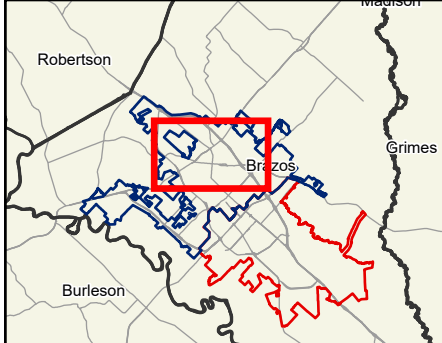
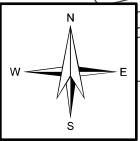
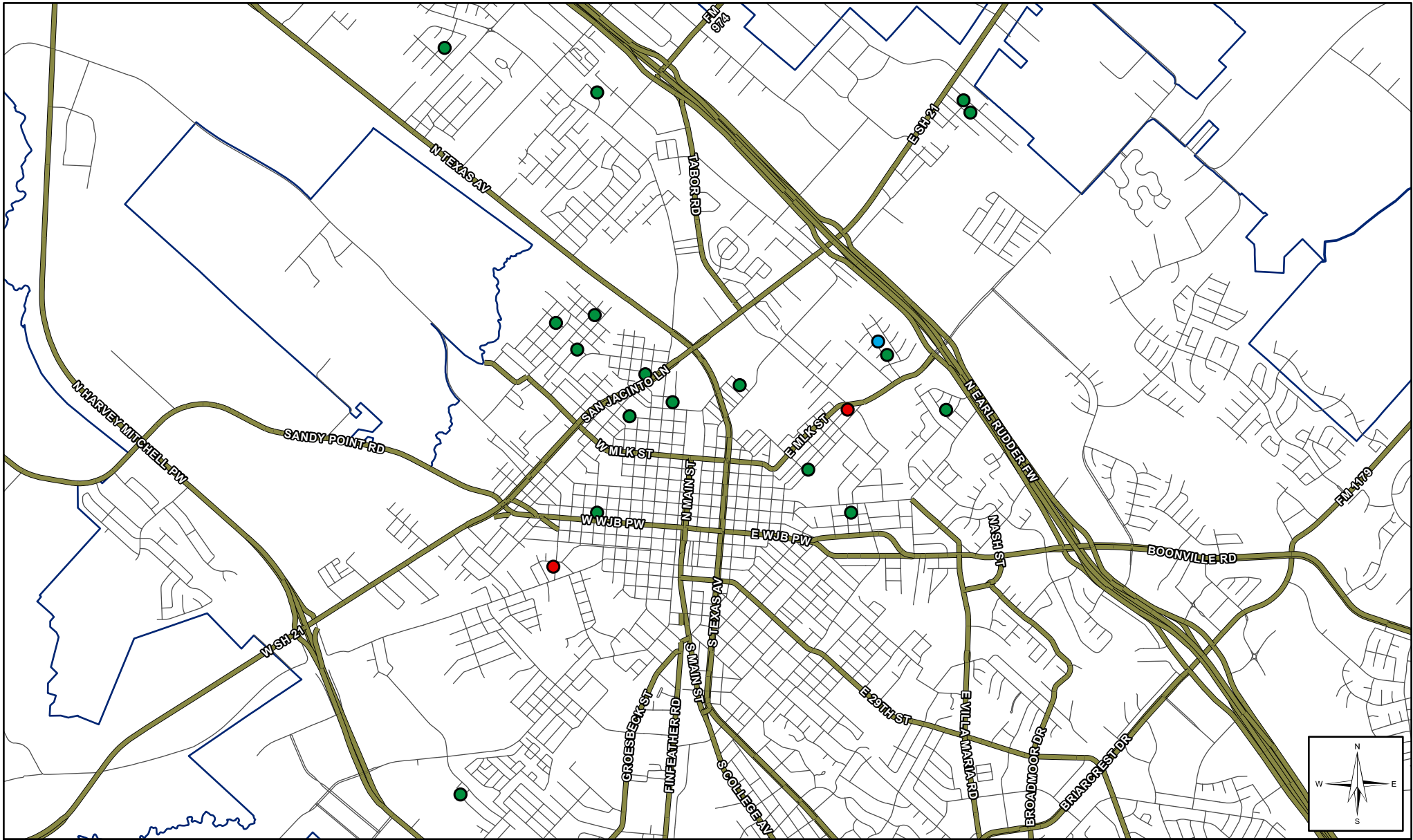
PY2023-24 Administration and Public Service Agency Map



Produced By: City of Bryan
 Geographic Information Services (COGIS)
 801 East 29th Street, Bryan Texas 77803
 979.209.5470 www.bryantx.gov/gis
 12/11/2024 - 4:56 PM



0 500 1,000 2,000 Feet




- ### Legend
- CHDO Development
 - Demolition Assistance
 - Down Payment Assistance
 - Minor Repair Assistance
 - Reconstruction Assistance

2023 CAPER Completed Projects Map



Produced By: City of Bryan
 Geographic Information Services (COGIS)
 801 East 29th Street, Bryan Texas 77803
 979.209.5470 www.bryantx.gov/gis
 12/11/2024 - 4:57 PM



**Brazos Valley Coalition for the Homeless (BVCH)
Continuum of Care and Point-in-Time Count Information**

The Brazos Valley Coalition for the Homeless (BVCH) is a seven county regional network of organizations whose mission is to end homelessness. The City is a BVCH member and assists in identifying needs specific to Bryan. Bryan coordinates with BVCH on its annual Point-in-Time Homeless Count (PIT) and on data gathering needed to complete gap analysis updates. The City also makes CDBG funds available to agencies serving the homeless and those at risk of homelessness. BVCH’s goals are to:

- Act as a conduit for communication between shelter providers and other parties interested in ending homelessness.
- Facilitate access to shelter, housing, and services for homeless persons & families. Promote public awareness of homelessness, its’ causes, and possible solutions.
- Seek available funding to eliminate or reduce homelessness and share resources.

BVCH coordinates with federal, state, and local entities on planning, operations, and funding to address homelessness partner agencies cooperate on efforts like the annual PIT homeless count. Twin City Mission is the lead agency in BVCH as well as the official HMIS lead agency and CoC applicant agency. In 2005, BVCH performed its first PIT, with the most recent count done on January 25, 2024.

For unsheltered persons, the 2024 Point-in-Time Count (PIT) revealed no families with children. Fifty-two (52) other non-sheltered individuals were counted, which consisted of the following:

52 unsheltered individuals:

Age	Race	Sex
18 years old and below – 0	American Indian – 3	Male - 34
18 – 24 years old – 3	Black – 21	Female - 15
25 years old and above - 42	Hispanic – 3	Transgender or non-binary - 1
Age unknown - 7	White – 22	Sex Unknown - 2
	Race Unknown - 3	

The sheltered count excludes Rapid Re-housing clients. The 2024 Point-in-Time Count (PIT) for the sheltered count revealed four (4) households with children and sixty-six (66) adult only households. In total seventy-two (72) people were counted. Including four (4) individuals counted by the Brazos County Jail. Total demographics follow:

72 sheltered individuals:

Age	Race	Sex
18 years old and below – 4	American Indian – 1	Male - 50
18 – 24 years old – 10	Black – 37	Female - 22
25 years old and above - 58	Hispanic – 1	
	White – 26	
	White & Hispanic - 4	
	Multi-racial including Hispanic - 2	
	Multi-racial excluding Hispanic - 1	

In PY2023, the Coalition continued efforts to attract new community resources from all seven counties. Other efforts focused on establishing contact with other coalitions to utilize and share resources, committee meetings, workshops on HMIS/HEARTH, review of and updating the discharge plan, and working on the CoC plan for both homeless and chronic homeless goals.

The following table from the BVCH’s CoC application, lists local categories of care that currently maintain discharge policies with the CoC to ensure that persons discharged from these institutions are not discharged into homelessness. While the only CoC discharge coordination currently is with correction facilities, various other local care providers do, as required by state, federal, and/or funding regulations, maintain required discharge policies and agreements.

Continuum of Care (CoC) Discharge Coordination	
Corrections Facilities	Yes
Health Care Facilities	Yes
Residential Care Facilities	No
Foster Care	Yes

Source: CoC Application (Twin City Mission - TCM / Brazos Valley Coalition for the Homeless - BVCH)

In the City of Bryan’s 2020-24 Consolidated Plan, the most underserved groups, as reported by providers, are the low-income, mentally disabled and homeless. Agencies reported housing as the highest related primary need, transportation as the highest personal need, mental health care as the most pressing health care need, and drug/alcohol abuse assistance as the top family need. Several of these also tend to be indicative of a risk of homelessness. BVCH data identifies the following as major contributing factors to homelessness: physical/mental disabilities; inability to pay rent/mortgage; and job loss.

In support of homeless and special needs activities, the City regularly supports *Twin City Mission (TCM)’s Doug Weedon Shelter of Hope Case Manager/Client Assistance Program (formerly the Bridge)* and Project Unity on applications for ESG and HOPWA funds to meet homeless needs. In PY2023 the City continued coordination and support of BVCH, TCM, and other agencies to ensure needs are addressed. In an effort to reduce and end homelessness, programs serving current homeless persons and others providing services to help persons avoid homelessness were funded. These programs meeting goals identified in the local Continuum of Care (CoC) applications for funding, as well as the City of Bryan’s CDBG – PSA funded objectives, included:

- Unlimited Potential, Inc. – Program provides life skills training, a resource center, and mentoring to former foster youth to help clients become fully independent young adults.
- Brazos Maternal & Child Health Clinic – Program provides assistance to mothers and children by providing ultrasounds, lab tests, and patient education.
- Big Brothers, Big Sisters STEM Program – Provides education, support, mentoring, and skill development to youth.
- Family Promise Case Management Program – Program provides shelter, meals, and support services to families in need.

Other area agencies addressing CoC needs, but not receiving Bryan CDBG PSA funds in PY2023 include: TCM, The Salvation Army's Pathway of Hope, Bryan Public Housing Authority, B/CS United Way, The Brazos Valley Community Action Programs, Project Unity, BCS Habitat for Humanity, Elder-Aid, Emanuel Baptist Church, the Brazos Valley Council of Governments, MHMR Authority of Brazos Valley, the Salvation Army, and others.

City of Bryan CDBG funded programs and non-funded partnership efforts taken in the PY2023 to address emergency shelter and transitional housing needs locally. While some efforts to address homelessness used PY2023 funds, other programs addressed needs indirectly by partnering with regional planning efforts addressing homelessness. Following were efforts to analyze and address emergency shelter and transitional housing needs locally:

- Point in Time Homeless Count: The City will participate in BVCH's January 2024 Point-In-Time Homeless population and subpopulation counts.
- Address Chronic Homelessness: The City and BVCH will support homeless providers in efforts to provide adequate beds for the chronically homeless.

The Bryan-College Station CoC's PY2023 HIC report shows that 104 year-round shelter beds and 66 housed on the day of the Point-In-Time count. Rapid Rehousing had 54 people housed, while Domestic Violence Rapid Rehousing had 20 people housed on the day of the count. CoC staff noted that the Domestic Violence shelter and Family Promise had no clients on the count day, resulting in lower than usual numbers

**Program Monitoring and Compliance
Standards and Procedures**

The City of Bryan's Community Development Department continuously monitors programs and activities to ensure compliance with city/state/federal regulations and policies. With regards to compliance with grant regulations on income eligibility for housing and non-housing activities, the City uses the following two HUD tests for Low Moderate Clientele (LMC), as follows:

- Exclusively benefit a clientele who are *generally presumed by HUD to be principally L/M income persons*. Abused children and elderly persons are two of the groups that are currently presumed by HUD to be made up principally of L/M income persons, or:
- Require *information on family size and income* so that it is evident that *at least 51%* of the clientele are persons whose family income does not exceed the L/M income limit. (This includes the case where the activity is restricted *exclusively to L/M income persons*).

Monitoring focuses on the following areas:

Financial: Community Development staff and the City's accounting department work closely to ensure that funds drawn down are used for authorized activities on approved projects. Activity agreements, expense documentation and approvals must be in-place for funds to be expended. The City ensures a proper system of checks and balances; those requesting payments of funds are not authorized to approve them. The Community Development Department is also subject to an annual single audit, conducted by an independent accounting firm. Staff continues to update monitoring forms to ensure the financial compliance and capacity of the funded contracts.

Environmental: All projects and individual activities are subjected to a review of environmental impacts prior to funding approval. Staff does reviews with the assistance of other city departments and outside agencies as necessary. Remediation of impacts is implemented where required. Projects or activities unable to meet environmental requirements are abandoned or alternative locations/solutions are sought.

Programmatic: Results and/or impacts are evaluated and measured for all projects. Staff is charged with monitoring progress toward project goals on a regular basis. Program specific monitoring requirements are incorporated into contracts per the Department's Policies and Procedures Manual and HUD regulations.

The City has implemented requirements of the FY 2012 HOME Appropriation Law which provided new regulations for HOME projects to improve project and developer selection and to ensure that adequate market demand exists for HOME projects. The City has also implemented the requirements of the HOME FY2013 Final Rule to include those directives related to fund commitment deadlines, underwriting reviews, and assessment of developer capacity and financial soundness.

In the recent years, the City revised policies and procedures to address these requirements, including revised completion project dates, extension policies, tracking system process to ensure compliance of the four year completion date, timely draw process, technical assistance policy for property conversion (owner occupied to rental), CHDO capacity to provide evidence of development experience, underwriter review, developer capacity assessment, Build America Buy America, and neighborhood market conditions policies/procedures.

Sub-recipient Monitoring: Monitoring allows assessment of a program's operations and identifying concerns. A secondary goal is to obtain data for use in determining program achievement. All sub-recipients are monitored on site at least annually with new sub-recipients sometimes being monitored more often. Quarterly desk monitoring is done in accordance with the contractual requirements. The on-site visit includes review of income and expense documentation, beneficiary information, programming, purchasing and any special requirements as described in the contract. Agencies are monitored quarterly and provided feedback of this monitoring process to ensure compliance with federal/state/city requirements.

Sub-recipients are trained annually on reporting requirements and documentation needs. This past year, a workshop was held for the funded non-profits to inform them of the grant application procedure and to provide information on monitoring procedures.

In PY2023, public service agencies were again funded through a Staff Review Committee. Applications were reviewed and the Staff Review Committee made recommendations for PSA funding allocations to the Community Development Advisory Committee. Finally, the reimbursement of funds is tied directly to reporting of accomplishments.

Section 3 Compliance: Section 3 is a provision of the Housing and Urban Development (HUD) Act of 1968 that helps foster local economic development, neighborhood economic improvement, and individual self-sufficiency. For Section 3 covered projects, the City ensures that recipients/contractors, to the greatest extent feasible, provide job training, employment, and contracting opportunities for low- or very-low income residents in connection with projects and activities in their neighborhoods. Covered recipients of HUD financial assistance will award the economic opportunities. Covered contractors and subcontractors are required to provide, to the greatest extent feasible, economic opportunities consistent with existing Federal, State, and local laws and regulations. The City has coordinated Section 3 efforts regionally with the City of College Station, Brazos Valley Council of Governments, Bryan Housing Authority, and Workforce Solutions to recruit and encourage Section 3 businesses to participate in City projects. Section 3 Plans are included in all applicable project bid packages.

Labor Standards: Individual project managers monitor labor standards. Labor requirements are included in all bid documents and covered again during the required pre-construction conference. Contractor payments are not processed until all forms required are submitted and correct.

Anti-displacement and Relocation Compliance: No displacements occurred during this reporting period by use of CDBG or HOME funds. The City complies with acquisition and relocation requirements

of the Uniform Relocation Assistance and Real Property Acquisition Policies Act of 1970, as amended (URA), and the regulations at 49 CFR 24; and it has in effect and is following a residential anti-displacement and relocation assistance plan required under section 570.104(d) of the Housing and Community Development Act of 1974, as amended. All CDBG and HOME programs are offered on a voluntary basis only to eligible clients. The City does not anticipate any displacement of citizens resulting from programs covered by the Consolidated Plan and works to prevent such displacement, by:

- 1) Avoiding displacement of existing tenants or homeowners as a result of the use of CDBG or HOME funds for rehabilitation, reconstruction, acquisition, or any other Community Development activities to the greatest degree possible, and will not sponsor projects that will cause the displacement of a very low income household by a household that is not of very low income. The City does not currently, and will not participate in any rental rehabilitation activities, unless specified in a future 5-Year Consolidated Plan or Consolidated Plan amendment.
- 2) Avoiding the use of eminent domain and participating in only voluntary acquisitions of either vacant, or owner-occupied properties. Vacant properties must have been vacant for at least ninety (90) days, as verified by utility records or other acceptable means.
- 3) Analyzing proposed projects on a case-by-case basis to identify any potential households, businesses, farms, or non-profit organizations to determine if any displacement might occur in connection with an individual project. This will be done by:
 - a. Review of property tax records to identify owners and owner-occupants
 - b. Review of title records to identify occupant and potential non-occupant owners
 - c. Review of utility records to identify tenant occupants.
 - d. Visual verification and site photographs to identify any otherwise unknown occupants.
- 4) Seeking alternatives which could achieve the public purpose of the project without displacement.
- 5) Advising owners and occupants of their rights under the URA.

Should a project be found to involve the potential for displacement, the City will:

- 1) Seek assistance from and work closely with the U.S. Department of Housing and Urban Development Regional Relocation Specialist.
- 2) Provide timely issuance of information and required notices to any identified households, businesses, farms, or non-profit organizations through certified mail, regular mail, and hand delivery to the property, if occupied.
- 3) Identify the needs and preferences of any household which could potentially be displaced.

Nota Pública

Aviso Público

La Ciudad de Bryan, Texas, someterá su Reporte Anual Consolidado de Desempeño y Evaluación (CAPER, por sus siglas en inglés) 2023 para el Programa de Desarrollo Comunitario "Block Grant" (CDBG, por sus siglas en inglés) y el Programa de Inversión en Asociaciones para el Hogar (HOME, por sus siglas en inglés) en o alrededor del 20 de diciembre de 2024. Este reporte se somete en respuesta a los requisitos de desempeño descritos en las regulaciones del Plan Consolidado en 24 CFR 91.520. El CAPER resume cómo se utilizaron los fondos CDBG y HOME y los logros resultantes durante el periodo de presentación de reportes del 1 de octubre de 2023 al 30 de septiembre de 2024. Una copia del reporte estará disponible para el público desde el 2 de diciembre de 2024 hasta el 17 de diciembre de 2024, en la Oficina de Desarrollo Comunitario de Bryan, 1803 Greenfield Plaza, Bryan, Texas, 77802, y en la Oficina de la Secretaria de la Ciudad de Bryan, 300 S. Texas Ave, Bryan, Texas, 77803 durante las horas regulares de oficina de 8:00 a.m. - 5:00 p.m. Una copia también estará disponible en la Biblioteca Pública Clara B. Mounce, 201 E. 26th Street, Bryan, Texas 77803, durante las horas regulares de la Biblioteca. Estos lugares son accesibles para las personas con movilidad reducida. Para las personas con dominio limitado del inglés o ciudadanos que no hablan inglés, o aquellos con problemas de visión u otros impedimentos que necesiten ayuda para revisar el reporte, por favor usen la siguiente información para contactar al Departamento de Desarrollo Comunitario de la Ciudad. Se aceptarán comentarios escritos o verbales en los lugares y horas indicadas anteriormente y se remitirán a la Oficina Regional del Departamento de Vivienda y Desarrollo Urbano de los EE.UU. en Houston, Texas. Para más información, para hacer comentarios, o para otro tipo de asistencia, por favor póngase en contacto con el Departamento de Desarrollo Comunitario en 1803 Greenfield Plaza, Bryan, Texas, 77802, o P.O. 1000, Bryan Texas, 77805, o en los otros lugares mencionados anteriormente, o por teléfono al 979-209-5175, o por correo electrónico a communitydevelopmentweb@bryantx.gov.



FINES DE SEMANA Riquísimo Pozole ,
Caldo de Res y Menudo
Con tortillas hechas a mano

LUN- VIE 12-9pm
SÁB 9-10pm. Dom 9-9pm

979.402.0353

VISA MasterCard

810 W Wm J Bryan Pkwy, Bryan,

LAS MEXICANAS
TAQUERÍA
¡¡Su sazón y atención llenan tu corazón!!



AVION
HOSPITALITY

CONTRATANDO

- Servicio de limpieza
- Mantenimiento

BENEFICIOS

Seguro médico/dental/de visión Descuentos en hoteles Hilton
Enfermedad/vacaciones pagadas Incentivo de recomendación
401k

ESCANEAR o visita:
avionhospitality.com/careers

EMBASSY SUITES
201 University Drive East College Station, TX 77840 (979) 485 - 5606

2023 CAPER PUBLIC NOTICE PUBLICATION (BCS Eagle – Legal Ad)

For the latest
breaking
sports news
The Eagle

Did you know?

Newspapers are
the primary advertising source
for car buyers!

The best revenge is success.

information
the science of
information
learned as a result of r
veyed or represented b
bols, impulses, etc.; ger
law a charge lodged w
information
information

as Property Code, Lower Point Self Storage will hold a public sale of property to satisfy a Landlord's Lien for the tenant Sandra Ordaz. The contents include household goods and furniture. All property generally described will be sold at public sale to the highest bidder for cash or credit card. No checks will be accepted at the time of sale. Seller reserves the right to refuse any bid and to withdraw any item or items from the sale. Facility is located at 4320 Decatur Dr, College Station, TX 77845. The property will be auctioned on www.storageauctions.com on 12/2/24 at 12pm and ending at 12/9/24.

www.MyAggieNation.com



MALLARD: 1998, 27ft Travel Trailer, 1 owner, very clean, a/c, awning, \$7,500

**Need to sell
your stuff fast?**
Call The Eagle Classifieds!

776-SELL (7355)

...the assertion of lien for rental at the self-storage facility. Unless listed otherwise below, the contents consist of household goods, furnishings and garage essentials. Eric Jones; Michelle Gallio; Stacy Corpus. This sale may be withdrawn at any time without notice. Certain terms and conditions apply.

Application has been made with the Texas Alcoholic Beverage Commission for a Wine and Malt Beverage Retail Dealer's Off-Premises Permit by Texas Bryan C Store LLC, doing business as (DBA) Corner Market, to be located at 3413 S Texas Ave, Bryan, County Brazos TX, 77801. The officer of said corporation is Babar Hasan Hashim, Manager.

Application has been made with the Texas Alcoholic Beverage Commission for a Wine and Malt Beverage

KIMBERLY MONTELONGO, in and to the following described property, levied upon as the property of the Defendant, to wit:

1. All that certain lot, tract or parcel of land lying and being situated in Brazos County, Texas, and being Brazos Central Appraisal District Property ID 93865;
Street Address: 4906 Augusta Circle, College Station, TX 77845
Legal Address: Lot Thirty-Four (34), Block Seventeen (17), Pebble Creek Phase 2B, City of College Station, According to Plat Thereof Recorded in Volume 2079, Page 63 of the Official Records of Brazos County, Texas, more commonly known as 4906 Augusta Circle, College Station, TX 77845 ("Property") which is encumbered by restrictive covenants ("Restrictions").

The above sale to be made by me to satisfy the above-described judgment for **\$19,072.35** in favor of the Respondent, plus any publication fees, together with the costs of said suit, plus interest, and the proceeds applied to the satisfaction thereof.

WITNESS MY HAND this the 6th day of **November, 2024.**

Deputy Shane Moynihan
For, Wayne Dicky, Sheriff
Brazos County, Texas

Public Notice

The City of Bryan, Texas, will submit its 2023 Consolidated Annual Performance and Evaluation Report (CAPER) for the Community Development Block Grant (CDBG) and HOME Investment Partnerships Program (HOME) on or about December 20, 2024. This report is submitted in response to the performance requirements described in the Consolidated Plan regulations at 24 CFR 91.520. The CAPER summarizes how CDBG and HOME funds were expended and resulting accomplishments during the reporting period of October 1, 2023 through September 30, 2024. A draft of the report will be available for viewing by the public from December 2, 2024 through December 17, 2024, at the Bryan Community Development Office, 1803 Greenfield Plaza, Bryan, Texas, 77802, and the Bryan City Secretary's Office, 300 S. Texas Ave., Bryan, Texas, 77803 during regular office hours of 8:00 a.m. - 5:00 p.m. A copy will also be available at the Clara B. Mounce Public Library, 201 E. 26 th Street, Bryan, Texas 77803, during the Library's regularly scheduled hours. These locations are accessible to the mobility impaired. For persons with limited English proficiency or non-English speaking citizens, or those with vision or other impairments needing assistance in review of the report, please use the information below to contact the City's Community Development Department. Written or verbal comments will be accepted at the locations and times noted above and will be forwarded to the Regional U.S. Dept. of Housing and Urban Development Office in Houston, Texas. For more information, to make comments, or for other assistance, please contact the Community Development Department at 1803 Greenfield Plaza, Bryan, Texas, 77802, or P.O. 1000, Bryan Texas, 77805, or at the other locations listed above, or by telephone at 979-209-5175, or by email at communitydevelopmentweb@bryantx.gov.

information (in-fer-mey-shuh) *n.*

1 knowledge communicated or received

AFFIDAVIT of PUBLICATION for 2023 CAPER – Nov. 15, 2024 Public Notice Ad in *La Voz Hispana*


**ALTERNATIVE LANGUAGE
PUBLISHER'S AFFIDAVIT**

STATE OF TEXAS §
COUNTY OF BRAZOS §


Before me, the undersigned notary public, on this day personally appeared
Adriana Alfaro, who being by me duly sworn, deposes
(name of person representing newspaper)
and says that (s)he is the Office Assistant of the
(title of person representing newspaper)
La Voz Hispana; that said newspaper is
(name of newspaper)
generally circulated in Brazos County, Texas and
(same county as proposed facility)
is published primarily in Spanish language; that the
(alternative language)

enclosed notice was published in said newspaper on the following date(s):

November 15th, 2024.

Subscribed and sworn to before me this the 18th day of November
2024, by 
(newspaper representative's signature)

(Seal)



Angelica Diaz Robledo
Notary Public in and for the State of Texas
Angelica Diaz Robledo
Print or Type Name of Notary Public
My Commission Expires 09/04/28

The Eagle

AFFIDAVIT OF PUBLICATION

The Eagle
1729 Briarcrest Dr
(979) 776-4444

I, Yuade Moore, of lawful age, being duly sworn upon oath depose and say that I am an agent of Column Software, PBC, duly appointed and authorized agent of the Publisher of The Eagle, a newspaper published in Bryan, Brazos County, Texas, and generally circulated in Brazos, Burleson, Grimes, Lee, Leon, Madison, Milam and Robertson Counties, and that the notice, a copy of which is hereto attached, was published in said newspaper on the following named dates:

November. 30 2024

The First Insertion being given Nov. 30, 2024

PUBLICATION FEE: \$96.85

Yuade Moore

Agent

VERIFICATION

State of Pennsylvania
County of Lancaster

Signed or attested before me on this: 12/02/2024

Nicole Burkholder

Notary Public

Notarized remotely online using communication technology via Proof.

Commonwealth of Pennsylvania - Notary Seal
Nicole Burkholder, Notary Public
Lancaster County
My commission expires March 30, 2027
Commission Number 1342120