



Bryan Police Department

# Professional Standards Division

## 2009 End of Year Report

01/01/09 – 12/31/09

\*\*\* Sterile Copy \*\*\*



Prepared by Colleen Vranish, PSD Clerk

# INTRODUCTION

In accordance with the Professional Standards Division Standard Operating Procedures III.G.3, this report has been generated for the administration and personnel assigned to the Professional Standards Division of the Bryan Police Department. The figures were generated from numbers calculated by the Professional Standards database.

The information found in this database and stated in this report is statistical in nature, and includes data on commendations, complaints/internal investigations, grievances, arrests, firearm discharges, uses of force, and vehicular pursuits involving the Bryan Police Department. The purpose of the database is to find trends in officer activity that can be analyzed by the administration. All of the information contained in this report should be looked at objectively by those with the experience and knowledge necessary to make an educated analysis.

The material in this report was compiled from Bryan Police Department records from January 1, 2009 through December 31, 2009. All police officers employed during this time period are included in this report regardless of their employment status at the time of printing.

## A NOTE ON METHODS OF CALCULATION

The Professional Standards database is capable of generating many reports for each of the types of data collected. In most of the reports and tables, the calculations should be obvious based on the information collected. In others, the data may appear to be “inaccurate” because the numbers will not add up to the totals. This is because data counts can be run using many different criteria found within each entry. For example, reports can be generated based on number of incident entries, number of subjects involved in all entries, and actions against/by all subjects in all entries. An example of the possible differences in numbers generated is shown below.

- **Count based on record number** – the number of incident reports for an officer.

Example: Officer Smith: 3 uses of force

09-UF003

09-UF025

09-UF081

- **Count based on involved subjects** – the number of people that are involved in an incident.

Example: Officer Smith: 5 uses of force

09-UF003

John Doe

Jane Jones

09-UF025

Billy Turner

09-UF081

Meghan Rocks

Tom White

- **Count based on actions** – depending on the incident, the number of actions either by or against a subject.

Example: Officer Smith: 7 uses of force

09-UF003

John Doe

Firearm pointed at subject

Handcuffed subject without arrest

Jane Jones

Firearm pointed at subject

09-UF025

Billy Turner

Handcuffed subject without arrest

09-UF081

Meghan Rocks

Empty hand control

Taser

Tom White

Empty hand control

<b>Introduction</b> .....	<b>i</b>
Methods of Calculation	

## TABLE OF CONTENTS

<b>Commendations</b> .....	<b>1</b>
Formal (Class I) Details	
Informal (Class II) Details	
<b>Complaints</b> .....	<b>6</b>
Class I (Formal)	
Details	
Summary	
Class II (Informal)	
Details	
Summary	
Internal Investigations Summary	
<b>Grievances</b> .....	<b>11</b>
<b>Arrests</b> .....	<b>12</b>
Geographic Beat Analysis	
Subject Actions Analysis	
Race and Sex Analysis	
<b>Firearm Discharges</b> .....	<b>15</b>
<b>Uses of Force</b> .....	<b>16</b>
Officer Assignments Analysis	
Type of Force Analysis	
Geographic Beat Analysis	
Race and Sex Analysis	
Reason for Contact Analysis	
Use of Force Compared to Policy Analysis	
Overall 2009 Analysis	
<b>Vehicular Pursuits</b> .....	<b>22</b>
Details	
Geographic Beat Analysis	
Officer Assignments Analysis	
Day of Occurrence Analysis	
Road Conditions Analysis	
Traffic Conditions Analysis	
Length of Pursuits Analysis	
Pursuits Compared to Policy Analysis	
Officer Experience Analysis	
Overall 2009 Analysis	

## FORMAL COMMENDATIONS

Record	Award Date	Employee(s)	Formal Type	Nominating Party
09-CM001	2/26/2009	Albarado, Christopher	Police Commendation	Boswell, Brett (BPD Supervisor)
		Amaya, Candido		
		Gaston, Charles		
		Hall, Randell		
		Jones, Michael		
		Klingbe, Curtis		
		Maher, Georgia		
		Poe, Lezli		
		Tyler, Steve		
		Weaver, Allen		
		Wendt, Rebecca		
		Williams, Bobby		
09-CM002	2/26/2009	Guzman, Jean	Police Commendation	Ruebush, Bryan (BPD Officer)
09-CM003	2/26/2009	Ruebush, Bryan	Police Commendation	Thane, Dennis (BPD Supervisor)
09-CM004	2/26/2009	Swartzlander Jr., Donald	Community Service Citation	Oliver, Demond (BPD Supervisor)
09-CM005	2/26/2009	Amaya, Candido	Community Service Citation	Kyle, Brian (BPD Supervisor)
		Bailey, Broddrick		
		Brooks, Adam		
		Caldwell, Kelley		
		Darby Jr., Gene		
		Davis, Garland		
		Durbin, Andrew		
		Eyre, Jerry		
		Foltermann, Don		
		Fraley, Dennis		
		Guzman, Jean		
		Hanks, Chad		
		Hines, Travis		
		Huff, Gene		
		James, Jason		
		Johnson, David		
		Kilgore III, Charles		
		Kyle, Brian		
		Macik, Lonnie		
		Mallard, Kenny		
		Mathews, Matthew		
		McKethan, Derrick		
		Nunn, Terrence		
		Pearson, Brad		
		Ruebush, Bryan		
		Schultz, Ronnie		
		Slanker, David		
		(cont.)		

Record	Award Date	Employee(s)	Formal Type	Nominating Party
09-CM005 (cont.)	2/26/2009	Smith, Benjamin	Community Service Citation	Kyle, Brian (BPD Supervisor)
		Stautzenberger, Ron		
		Travis, Brent		
		Tyler, Steve		
		Weaver, Allen		
09-CM006	3/17/2009	Mahoney, Paul	Life Saving Citation	Bush, Shane (BPD Supervisor)
		Murphy Jr., James		
09-CM007	3/31/2009	Smith, Robert	Community Service Citation	Johnson, David (BPD Supervisor)
09-CM008	4/21/2009	Berndt, Lori	Police Commendation	Boswell, Brett (BPD Supervisor)
		Boswell, Brett		
		Boyd, Ellis		
		Dunford, William		
		Elmore, Jeremy		
		Hanks, Chad		
		Hayes, Melinda		
		Kilgore III, Charles		
		Mahoney, Paul		
		McKethan, Derrick		
		O'Rear, Crystal		
		Owens, Corey		
		Spillars, Steven		
		Swartzlander Jr., Donald		
		Williams, Jerret		
09-CM009	4/21/2009	Melnyk, Walter	Meritorious Conduct	Boswell, Brett (BPD Supervisor)
09-CM010	4/21/2009	Boswell, Brett	Meritorious Conduct	Smith, Ben (BPD Supervisor)
		Guzman, Jean		
		Hayes, Melinda		
		Kilgore III, Charles		
		O'Rear, Crystal		
		Torres, Ruth		
		Williams, Jerret		
09-CM011	4/21/2009	Amaya, Candido	Police Commendation	Johnson, Rob (BPD Supervisor)
		Challis, William		
		Guss, Britton		
		Hines, Travis		
		Jones, Michael	Civilian Service Award	
		Klinge, Curtis		
		Wendt, Rebecca		
09-CM012	5/29/2009	Brooks, Adam	Life Saving Citation	Bona, Ryan (BPD Supervisor)
09-CM013	11/10/2009	Loup, Christopher	Police Service Coin	Russell, Bryan (BPD Supervisor)
		Miller, Matthew		
		Travis, Brent		
		Williams, Bobby		

## INFORMAL COMMENDATIONS

Award Date	Employee	Informal Type	Nominating Party
2/2/2009	Wendt, Rebecca	Informal	Peterson, D. Hamilton (Other Agency)
2/25/2009	Bailey, Broddrick	Informal	Cantu, Omar (Other Agency)
	Guzman, Jean		
	St. Clair, Johnny		
3/4/2009	Gray, Christopher	Informal	Hawkins, Benny (Civilian)
	Halbert, Kyle		
3/12/2009	Sennett, John	Achievement Coin	Gideon, Sharean (BPD Supervisor)
3/23/2009	Fikes, Darrel	Informal	Phelps, Shane Smith, Danny Swan, Misty (Other Agency)
	Fry, Steven		
4/3/2009	Watson, Michael	Informal	Goodman, Linda (Civilian)
4/3/2009	Stepp, Patti	Informal	Tyler, Steve (BPD Officer)
4/7/2009	Lund, David	William Donovan Award	Kneese, Mike (BPD Officer)
5/7/2009	Thane, Dennis	Informal	Segner, Jason (Blinn College EMS)
5/8/2009	Berndt, James	Informal	Reed, Amy (Keep Brazos Beautiful)
	Cross, William		
	Holt, William		
	Ingram, Joe		
	Oliver, Demond		
5/9/2009	Neveu, Albert	Achievement Coin	Lund, David (BPD Officer)
5/22/2009	Richardson, Donna	Informal	Bierling, David (Business)
5/22/2009	Cross, William	Informal	Martinez, Angel (BPD Officer)
	Hauke, James		
6/10/2009	Hayes, Melinda	Informal	Kirk, Phillip B. (Civilian)
6/12/2009	Alvarado, Sonya	Informal	Dobbins, Aaron (BPD Employee)
6/25/2009	Neveu, Albert	Informal	Gordon, Charlotte (Civilian)
	Wescoat, Albert		
7/7/2009	Rawls, Wayland	Informal	Crenshaw, Jeffrey (Civilian)
7/8/2009	Klinge, Curtis	Informal	Brundage, Adrienne (Civilian)
7/29/2009	Albarado, Christopher	Informal	Ledford, John (Civilian)

Award Date	Employee	Informal Type	Nominating Party
7/30/2009	Richardson, Donna	Achievement Coin	Rawls, Wayland (BPD Administration)
8/3/2009	Simpson Jr. , Robert	Informal	Beaver, Bonnie (TAMU Small Animal Clinic)
	Smith, Mika		
8/4/2009	Nunn, Stacey	Achievement Coin	Cross, William (BPD Officer)
8/12/2009	Davis, Garland	Informal	Singular, Lyle (Business)
8/13/2009	Gray, Christopher	Informal	Ammons, John (Civilian)
8/21/2009	Weaver, Allen	Achievement Coin	Ruebush, Bryan (BPD Officer)
8/28/2009	Gideon, Sharean	Informal	Johnson, Larry (Civilian)
	Huff, Gene		
	Patterson, David		
	Richardson, Donna		
	Scheets, Peter		
8/31/2009	Darby Jr., Gene	Informal	Castro, Charlotte (Other Agency)
9/1/2009	Guss, Britton	Informal	Gary, J. Keith (Other Agency)
	Hall, Randell		
	Horsley, Casey		
	Melnyk, Walter		
	Rockett, Brady		
9/3/2009	Patterson, David	Achievement Coin	Rawls, Wayland (BPD Administration)
9/14/2009	Amaya, Candido	Informal	Rogers, Bill (BPD Supervisor)
	Barber Jr., Curtis		
9/16/2009	Darby Jr., Gene	Informal	Retired School Personnel, Brazos County (Civilian)
9/28/2009	Holt, William	Informal	Kellner, Bev (Business)
	Ingram, Joe		
10/1/2009	Smith, Mika	Informal	Parker, George (Civilian)
10/12/2009	Bell, Blakely	Informal	Miller, John (Civilian)
	Boswell, Brett		
	Canales, Nancy		
	Fikes, Darrel		
	Fry, Steven		
10/13/2009	Bailey, Broddrick	Informal	Miller, John (Civilian)
	Cottle, Kyle		
	Elmore, Jeremy		
	Gray, Christopher		
	Hayes, Melinda		
	Kling, Curtis		
	(cont.)		

Award Date	Employee	Informal Type	Nominating Party
10/13/2009 (cont.)	Melnyk, Walter	Informal	Miller, John (Civilian)
	Miller, Matthew		
	Swartzlander Jr., Donald		
	Thane, Dennis		
	Travis, Brent		
	Wendt, Rebecca		
10/23/2009	Ingram, Joe	Informal	Lamb, Miriam (Business)
	Oliver, Demond		
10/25/2009	Wendt, Rebecca	Informal	York, Michael (Other Agency)
12/18/2009	Elmore, Jeremy	Achievement Coin	Johnson, Christopher (BPD Officer)
12/23/2009	Cox, Christopher	Informal	Marshall, Pryce (Civilian)
12/26/2009	Nunn, Stacy	Informal	Beto, Dan Richard (Civilian)



## CLASS I (FORMAL) COMPLAINTS

Record	Date	Source of Complaint	Complaint	Investigator	Chief of Police Finding	Disciplinary Action
09-FC001	12/29/2008	Civilian	G.O. 01-05.2 III	Maynard	Exonerated	-
09-UF001	2/13/2009	Civilian	G.O. 01-05.3 V.A	Maynard	Exonerated	-
09-FC002	2/23/2009	BPD Supervisor	G.O. 01-05.4 V.A.1.B	Maynard	Exonerated	Written Reprimand
			G.O. 03-18.3 III.G.10		Sustained	
09-FC003	3/11/2009	BPD Supervisor	G.O 03-18.3 III.G.30	Maynard	Unfounded	Written Reprimand
			G.O. 03-18.3 III.G.17		Sustained	
09-FC004	4/9/2009	BPD Supervisor	G.O. 03-18.3 III.G.8	Thane	Sustained	Officer Resigned
			COB 01-06.3 IV.C		Exonerated	
09-FC005	4/9/2009	BPD Supervisor	G.O. 03-18.3 III.G.8	Thane	Sustained	Officer Resigned
			COB 01-06.3 IV.C		Exonerated	
09-FC006	5/13/2009	BPD Supervisor	G.O. 03-18.3 III.G.10	Lybrand	Unfounded	-
			G.O. 03-18.3 III.G.15		Exonerated	
			G.O. 03-18.3 III.G.46		Exonerated	
			G.O. Ch 8 pg 9		Exonerated	
09-FC007	* Assigned in error *					
09-FC008	6/16/2009	BPD Administration	G.O. 03-18.3 III.F	Maynard	Sustained	24-hr. suspension; 90-day off-duty suspension
			G.O. 03-18.3 III.G.8		Sustained	
			G.O. 03-18.3 III.G.10		Sustained	
			G.O. 03-18.3 III.G.24		Sustained	
			G.O. 03-18.3 III.F		Sustained	
			G.O. 03-18.3 III.G.8		Sustained	
			G.O. 03-18.3 III.G.10		Sustained	
			G.O. 03-18.3 III.G.24		Sustained	
09-FC009	7/10/2009	BPD Supervisor	G.O. 03-18.3 III.G.8	Thane	Sustained	Written Reprimand; Training
09-FC010	7/13/2009	Civilian	G.O. 01-05.5 III	Maynard	Exonerated	-
09-FC011	8/25/2009	Civilian	G.O. 01-05.5 III	Rogers	Exonerated	-
			G.O 01-05.5 IV.D		Exonerated	
			G.O. 01-05.5 III		Exonerated	
			G.O 01-05.5 IV.D		Exonerated	
			G.O. 01-05.5 III		Unfounded	
			G.O 01-05.5 IV.D		Unfounded	
			G.O. 01-05.5 III		Exonerated	
			G.O 01-05.5 IV.D		Exonerated	
			G.O. 01-05.5 III		Exonerated	
			G.O 01-05.5 IV.D		Exonerated	
09-FC012	11/9/2009	Other Agency	G.O. 03-18.3 III.G.15	Rogers	Not Sust.	-
			G.O. 03-18.3 III.G.18		Unfounded	

Record	Date	Source of Complaint	Complaint	Investigator	Chief of Police Finding	Disciplinary Action
09-FC013	12/8/2009	BPD Supervisor	G.O. 03-01.1 IV.B.3	Rogers	Sustained	Oral Reprimand
09-FC014	12/9/2009	Civilian	G.O. 01-05.5 IV.E.3	Rogers	Exonerated	-

### 2009 CLASS I (FORMAL) COMPLAINTS SUMMARY

Results		Quarterly Total				2009 Total
		1 <sup>st</sup> (Jan - Mar)	2 <sup>nd</sup> (Apr - Jun)	3 <sup>rd</sup> (Jul - Sep)	4 <sup>th</sup> (Oct - Dec)	
Allegations	Unfounded	1	1	2	1	5
	Exonerated	2	5	9	1	17
	Not Sustained	-	-	-	1	1
	Sustained	2	10	1	1	14
	Total Allegations	5	16	12	4	37
Total Complaints		3	5	3	3	14

## CLASS II (INFORMAL) COMPLAINTS

Record	Date	Source of Complaint	Complaint	Investigator	Chief of Police Finding	Disciplinary Action
09-FA001	1/21/2009	BPD Supervisor	G.O. 03-18.3 III.G.8	Rogers	Sustained	Written Reprimand
09-NF001	12/29/2008	Civilian	G.O. 03-18.2 III.G.8	Maynard	Unfounded	-
09-NF002	12/29/2008	Civilian	G.O. 03-18.2 III.G.15	Thane	Sustained	Counseling
09-NF003	1/5/2009	Civilian	G.O. 03-18.2 V.G.15	Bowser	Sustained	Counseling
			G.O. 03-18.2 V.G.15		Sustained	
09-NF004	2/18/2009	Civilian	G.O. 03-18.2 III.G.8	Bona	Exonerated	-
09-NF005	* Assigned in error *					
09-NF006	3/11/2009	Civilian	G.O. 03-18.3 III.G.15	Meadors	Unfounded	-
			G.O. 03-18.3 III.G.15		Unfounded	
			G.O. 03-18.3 III.G.15		Unfounded	
09-NF007	2/28/2009	Civilian	G.O. 03-18.3 III.G.8	Thane	Unfounded	-
09-NF008	4/6/2009	Civilian	G.O. 06-02.2 III.G	Thane	Unfounded	-
09-NF009	4/13/2009	Civilian	G.O. 03-18.3 III.G.15	Thane	Exonerated	-
			G.O. 03-18.3 III.G.15		Unfounded	
09-NF010	5/12/2009	BPD Administration	COB directive from CM	Maynard	No form 91; closed	-
09-NF011	5/18/2009	Civilian	G.O. 06-01.1 II	Halbert	Unfounded	-
09-NF012	5/12/2009	BPD Supervisor	G.O. 04-04.2 IV.E.3	Halbert	Sustained	Written Reprimand
09-NF013	6/16/2009	Civilian	G.O. 03-18.3 III.G.8	Bowser	Exonerated	-
09-NF014	6/23/2009	BPD Civilian	G.O. 03-18.3 III.G.10	Bell	Sustained	Written Reprimand
			G.O. 03-18.3 III.G.15		Sustained	
			COB Ch 8 pg 9		Sustained	
09-NF015	7/20/2009	BPD Supervisor	G.O. 02-18.2 III.G.9	Richardson	Sustained	Removal from Reserve Police Force
			G.O. 02-18.2 III.G.10		Sustained	
			G.O. 02-18.2 III.G.15		Sustained	
09-NF016	6/21/2009	Civilian	G.O. 03-18.3 III.G.15	Bona	Exonerated	-
			G.O. 04-14.2 IV.A.2		Exonerated	
09-NF017	5/30/2009	Civilian	G.O. 04-14.2 IV.A.1	Johnson, R.	Exonerated	-
			G.O. 04-14.2 IV.A.1		Exonerated	
09-NF018	8/19/2009	Civilian	G.O. 03-18 III.G.5	Bona	Unfounded	-
			G.O. 01-05 III		Exonerated	
09-NF019	8/11/2009	Civilian	G.O. 04-14.2IV.B.4	Russell	Exonerated	-

Record	Date	Source of Complaint	Complaint	Investigator	Chief of Police Finding	Disciplinary Action
09-VP009	8/9/2009	BPD Supervisor	G.O. 04-04.2 V.B.3	Halbert	Sustained	Written/Oral Reprimand; Training
			G.O. 04-04.2 V.B.3		Not Sust.	
			G.O. 04-04.2 V.E.4		Sustained	
09-NF020	10/8/2009	Civilian	G.O. 03-18.3 G.10	Peters	Sustained	Written Reprimand
			G.O. 03-18.3 G.15		Sustained	
			G.O. 01-02.1 III.A.2		Sustained	
			G.O. 06-01.1 III		Sustained	
			G.O. 06-01.1 IV.A.1		Sustained	
09-NF021	9/24/2009	Civilian	G.O. 03-18.3	Bowser	Not Sustained	Training
09-NF022	10/12/2009	Civilian	G.O. 03-18.3 III.G.15	Halbert	Exonerated	-
09-NF023	10/21/2009	Civilian	G.O. 03-18.3 III.G.15	Rogers	Exonerated	-
09-NF024	10/28/2009	BPD Supervisor	G.O. 04-03.5 IV.C.2	Bona	Exonerated	-
09-NF025	11/16/2009	BPD Civilian	G.O. 03-18.3 III.G.15	Kyle	Sustained	Written Reprimand
			G.O. 03-18.3 III.G.10		Sustained	
			COB Ch 8		Sustained	
09-NF026	9/21/2009	Civilian	G.O. 03-18.3 G.15	Peters	Not Sustained	-
09-VP013	12/2/2009	BPD Supervisor	G.O. 04-04.2 IV.C	Alvarez	Sustained	Training
			G.O. 04-04.2 IV.C		Sustained	
09-NF027	12/3/2009	BPD Supervisor	G.O. 03-18.3 III.G.8	Smith	Exonerated	-
09-NF028	12/24/2009	Civilian	G.O. 03-18.3 III.G.15	Boswell	Unfounded	-
			G.O. 03-18.3 III.G.15		Unfounded	

## 2009 CLASS II (INFORMAL) COMPLAINTS SUMMARY

Results		Quarterly Total				2009 Total
		1 <sup>st</sup> (Jan - Mar)	2 <sup>nd</sup> (Apr - Jun)	3 <sup>rd</sup> (Jul - Sep)	4 <sup>th</sup> (Oct - Dec)	
Allegations	Unfounded	4	3	1	2	10
	Exonerated	1	6	2	4	13
	Not Sustained	-	-	3	-	3
	Sustained	3	4	5	10	22
	Total Allegations	8	13	11	16	48
Total Complaints		5	9	6	8	28

# INTERNAL INVESTIGATIONS ALLEGATIONS SUMMARY

Alleged Violation (Class I Complaints)	Investigation Results				Complaint Source		Total Allegations
	Unf.	N.S.	Ex.	Sus.	Int.	Ext.	
Attention to Duty	-	-	-	2	2	-	2
Competent Discharge of Duties	-	-	-	6	6	-	6
Conduct Prejudicial to Good Order	-	-	1	-	1	-	1
Conduct Unbecoming an Officer	1	-	-	3	4	-	4
Courtesy	-	1	1	-	1	1	2
Derogatory Remarks or Acts	-	-	-	1	1	-	1
Excessive / Unnecessary / Improper Use of Force	2	-	12	-	2	12	14
False Statements, Records, etc.	-	-	-	2	2	-	2
Insubordination	1	-	-	-	1	-	1
Racial Bias	1	-	-	-	-	1	1
Respect of Subordinates	-	-	1	-	1	-	1
Warrantless Arrest	-	-	2	-	2	-	2
<b>Total</b>	<b>5</b>	<b>1</b>	<b>17</b>	<b>14</b>	<b>23</b>	<b>14</b>	<b>37</b>

Unf. = Unfounded; N.S. = Not Sustained; Ex. = Exonerated; Sus. = Sustained; Int. = Internal; Ext. = External

Alleged Violation (Class II Complaints)	Investigation Results				Complaint Source		Total Allegations
	Unf.	N.S.	Ex	Sus.	Int.	Ext.	
Competent Discharge of Duties	1	-	3	1	2	3	5
Conduct Prejudicial to Good Order	-	-	-	2	2	-	2
Conduct Unbecoming an Officer	-	-	-	4	3	1	4
Courtesy	7	2	4	6	3	16	19
Excessive Use of Force	-	-	1	-	-	1	1
Investigations	-	-	3	-	-	3	3
Performance of Duties	-	-	-	1	-	1	1
Personal Conduct	-	-	-	1	1	-	1
Procedures	-	-	1	-	-	1	1
Traffic Stops / Enforcement	2	-	-	2	-	4	4
Vehicle Operations	-	-	1	-	1	-	1
Vehicular Pursuit	-	1	-	5	6	-	6
<b>Total</b>	<b>10</b>	<b>3</b>	<b>13</b>	<b>22</b>	<b>18</b>	<b>30</b>	<b>48</b>

## **GRIEVANCES**

No grievances were filed between January 1, 2009 and December 31, 2009.

## ARRESTS

The Professional Standards Division tracks and reviews arrests involving six specific charges:

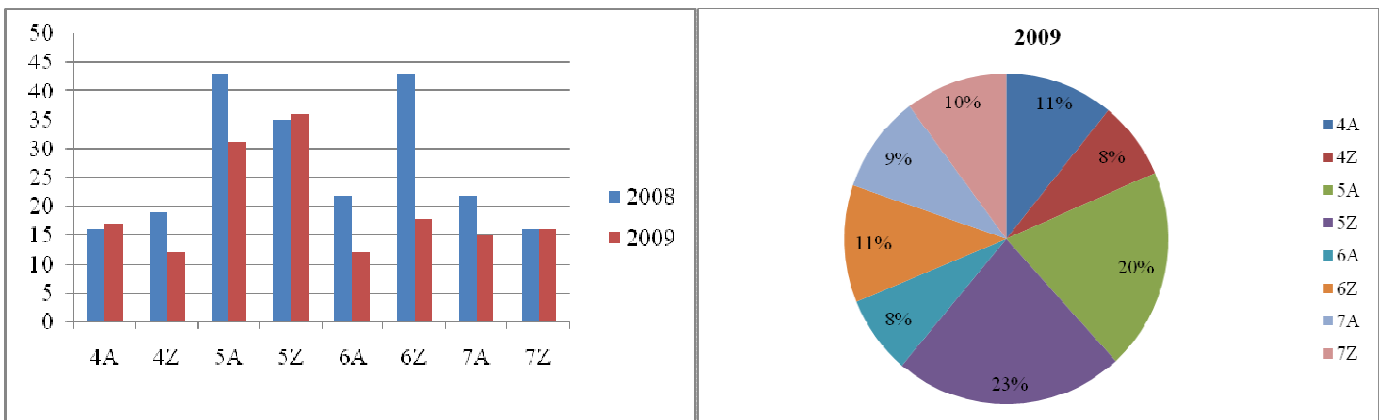
Assault on a Peace Officer (22.01)  
 Resisting Arrest. (38.03)  
 Evading Arrest (38.04)  
 Hindering Arrest (38.05)  
 Interfering with Arrest (38.15)  
 Fleeing a Police Officer (545.421)

These charges are of particular interest to the PSD because the actions of the involved officer toward the subjects involved could have the potential to influence the subjects to run or fight. Therefore, it is imperative to ensure all officers are acting within policy and with propriety, and that there are no negative trends in their arrest habits and procedures. 2009 reviews of officers with high arrest numbers in these categories revealed that the majority of those officers were often in assignments (such as on the Directed Deployment Team or as a School Resource Officer on an alternative learning campus) that inherently involve more volatile subjects and therefore more extreme responses to police presence from those subjects. The charts and graphs on the following pages analyze the 2009 arrests with those six specific charges, and are broken down by the beat of arrest, actions of the subjects involved, and the race and sex of the arrest subjects.

### ARRESTS BY BEAT

2009	Beat								Total
	4A	4Z	5A	5Z	6A	6Z	7A	7Z	
Arrest Subjects	17	12	31	36	12	18	15	16	157

Between 2008 and 2009, almost all beats saw a decline in arrest numbers, most strikingly beat 6Z with a 58% decrease in arrests, down to 18 arrests for the year. Beats 4A and 5Z saw slight increases to 18 and 36 total arrests respectively, while beat 7Z remained steady at 16.

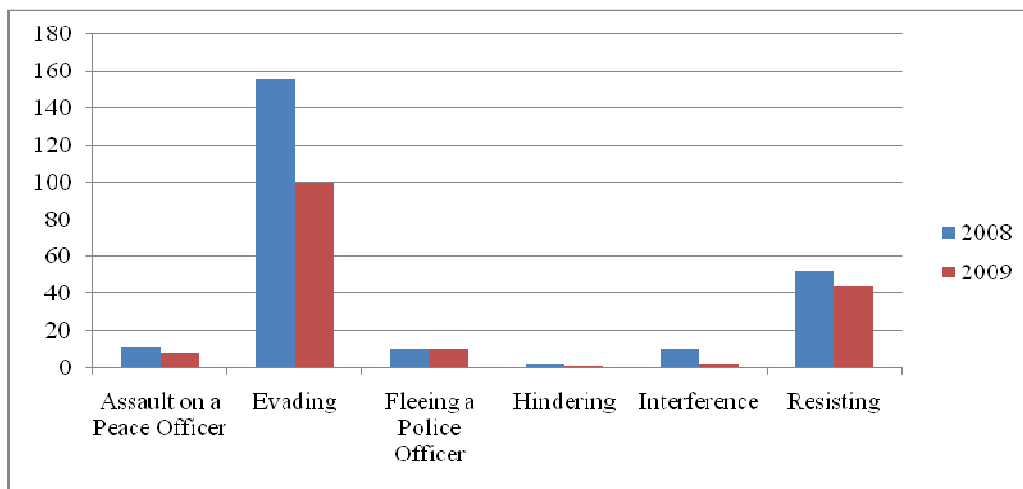


Remaining true to last year's trends, the largest number of arrests occurred in 5 Zone, comprising 43% of all arrests for a total of 67. The remaining arrests were distributed almost equally between them: 4 Zone had 29 arrests, 6 Zone had 30, and 7 Zone had 31, all coming in with 19% of the total arrests. This is a significant change from 2008, which shows significantly higher arrest numbers for both 5 Zone and 6 Zone. Again, this shift can be attributed to the dramatic decrease in arrests in 6Z in 2009.

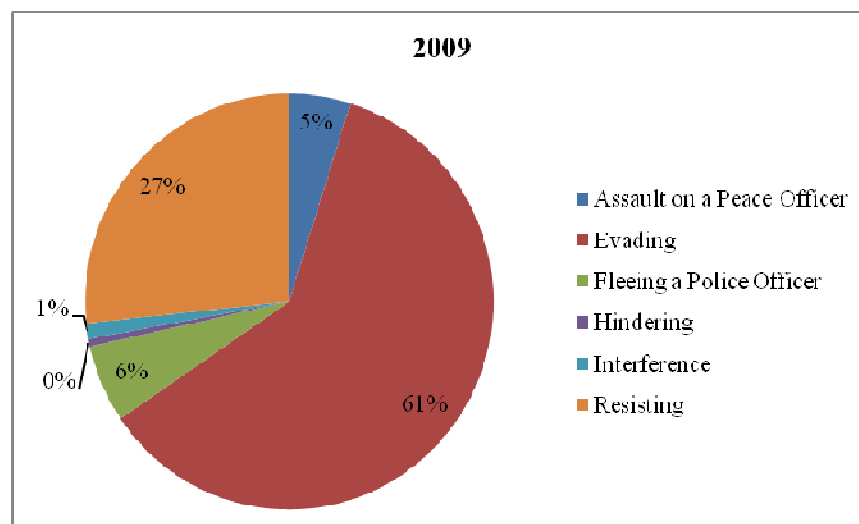
## ARRESTS BY SUBJECT ACTION

2009	Charge						Total
	Assault on a Peace Officer	Evading	Fleeing a Police Officer	Hindering	Interference	Resisting	
Arrest Charges	8	100	10	1	2	44	165

As can be seen from the chart below, 2009 arrest numbers were down in each category (except Fleeing, which remained steady at 10 arrests) when compared to 2008. This 31% overall decrease is very encouraging, as it implies an increased respect for police officers in the community and a better relationship between the citizens of Bryan and the Police Department, perhaps due to the increasing influence of the Neighborhood Enforcement Team.



Evading remained the most common charge with 101 arrests, followed by Resisting with 45 arrests. There were 8 charges for Assault on a Police Officer, just 2 Interference charges, and only 1 Hindering charge in 2009.

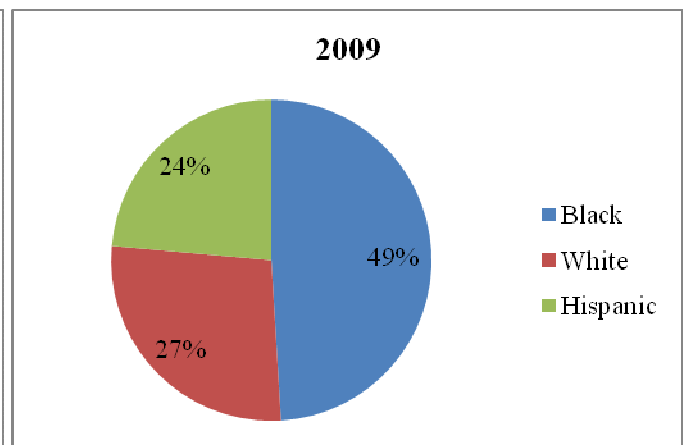
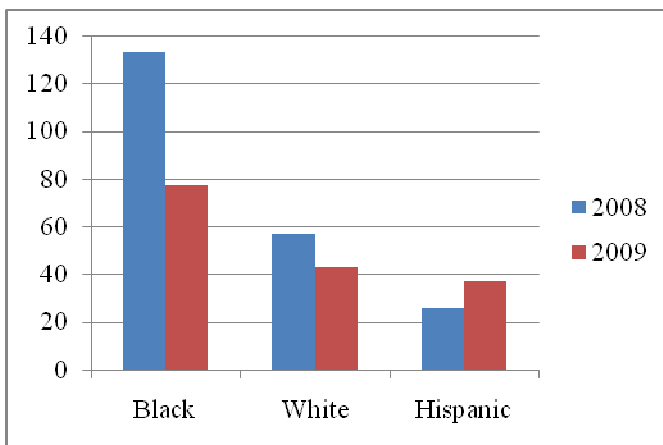




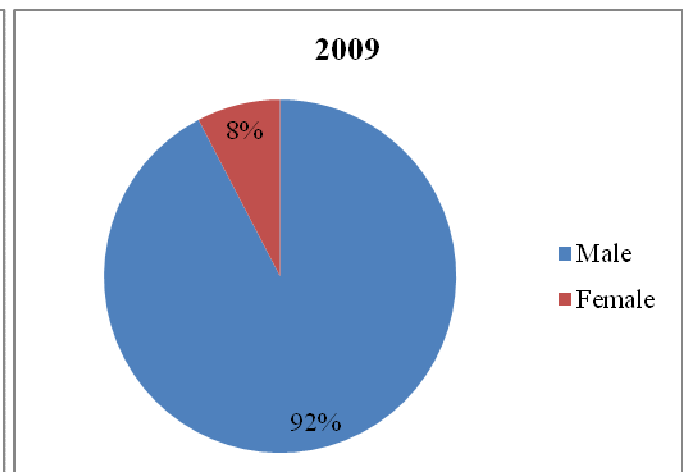
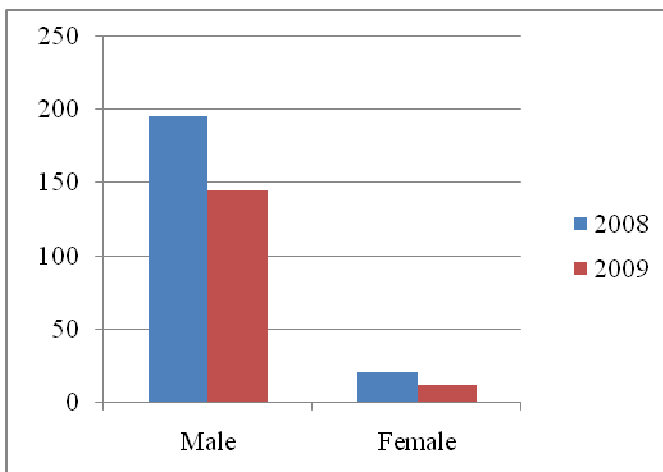
## ARRESTS BY RACE AND SEX

2009	Race / Sex						Total
	Black		White		Hispanic		
	F	M	F	M	F	M	
Arrest Subjects	6	71	4	39	2	35	157

When broken down by race and sex, the arrest numbers show an interesting trend. In 2008, 62% of subjects arrested were black, but in 2009, there has been a shift to more equal percentages between the races. Black arrests comprised only 49% of all arrests in 2009, while white and Hispanic arrests are almost the same, with just 6 more white arrests for the year. Comparing 2008 and 2009, there was a decrease in the number of black and white arrests, while Hispanic arrests (specifically Hispanic males) increased by 46%. In 2009, Hispanic women counted for only 5% of the Hispanic arrest total. Out of the black subjects arrested, 8% were female, and 9% of all white subjects arrested were female.



The difference between male and female arrest numbers remains very high, with only 12 female arrests in 2009. The 8% female arrest percentage is comparable to the 2008 number of 10%. Of those females arrested in 2009, 50% were black, 33% white, and 17% Hispanic. Of the males arrested, 49% were black, 27% were white, and 24% were Hispanic.



## FIREARM DISCHARGES

Five firearm discharges occurred in 2009, one more than in 2008. Four of the discharges were to humanely euthanize injured and/or dangerous animals (the same as in 2008), and one was a non-compliant, accidental discharge (with no injuries) for which the involved officer received disciplinary action.

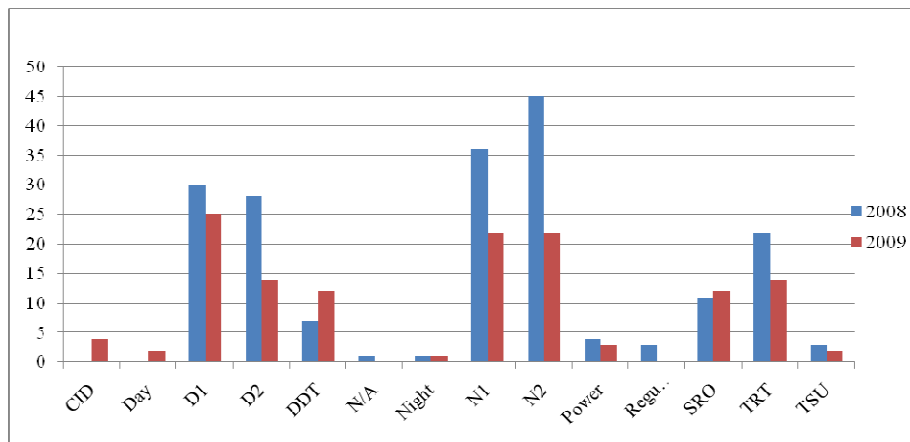
Record	Case	Shots Fired	Reason for Shots	Results
Date				
09-FA001	-	1	Accidental Discharge	Complaint; DAR
1/21/2009				
09-FA002	09-0400854	1	Pit bull shot several times by property owner prior to officer's arrival	Fatal
4/18/2009				
09-FA003	09-0400859	3	Dangerous pit bull - charged Animal Control and Police Officers, barking at civilians and not allowing them to exit vehicles, chased civilian down the street, unable to be restrained by ACO	Fatal
4/18/2009				
09-FA004	09-1100673	1	Deer struck by motor vehicle - rear hip broken, rear legs multiple compound fractures, sustained head injuries	Fatal
11/14/2009				
09-FA005	09-1200214	1	Deer struck by car - lying on ground, broken leg, barely moving	Fatal
12/5/2009				

# USES OF FORCE

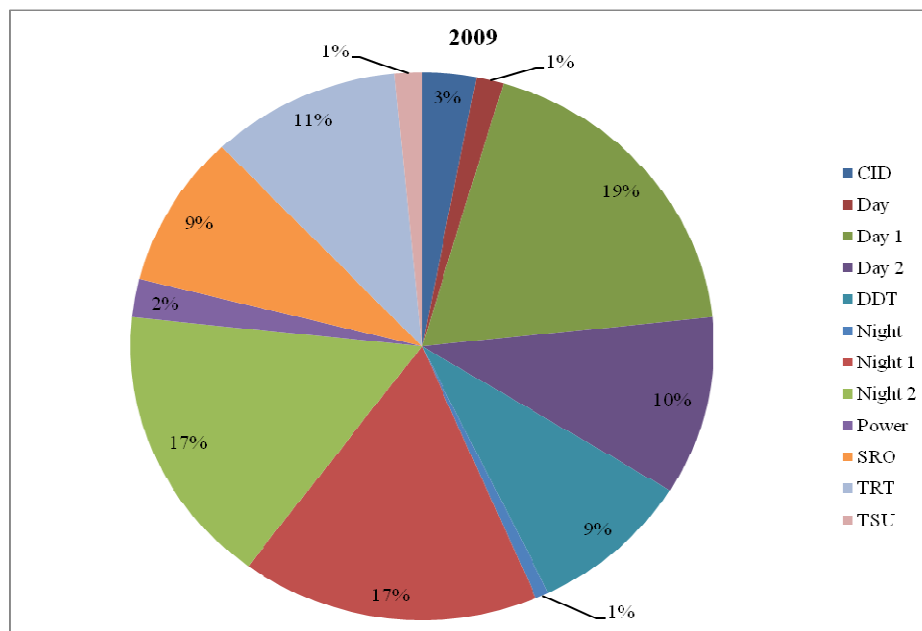
The Professional Standards Division tracks all Use of Force reports generated by officers. Reports are reviewed by the Chain of Command and ultimately the PSD to ensure policy compliance. Officers found to be using force excessively or improperly are subject to disciplinary action, and are subject to administrative investigations as documented above. All Use of Force complaints in 2009 were externally generated, and the involved officers were either exonerated or the allegation was determined to be unfounded. The Use of Force numbers from 2009 are broken down below by shift of officers involved, type of force, geographic beat of occurrence, race and sex of the subject, reason for contacting the subject, and policy compliance.

## USE OF FORCE BY SHIFT

Due to the drop in total Uses of Force in 2009, most officer assignments saw significant drops in numbers as well. However, a few categories saw increases from 2008 – officers assigned to CID, DDT, and School Resource Officers. The CID had no uses of force last year compared to 4 this year, the DDT went from 7 to 12 uses of force, and SROs increased their use of force from 11 incidents in 2008 to 12 incidents this year.



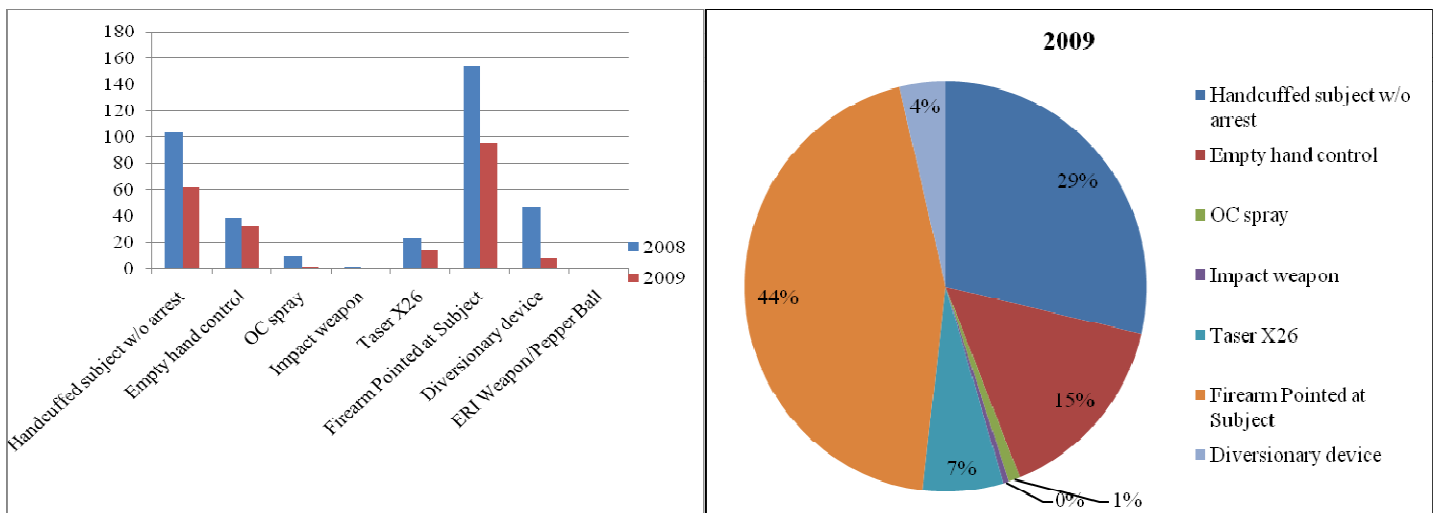
Overall, Night Shift Officers employed force the most, making up over 1/3 of all uses of force in 2009 (split evenly between Night Patrol 1 and 2), followed closely by Day Patrol with 30% (with Day Patrol 1 reporting 11 more uses of force than Day Patrol 2). The Tactical Response team made up 11% of the force used.



## TYPE OF FORCE

Use of Force	Force Type (NPC = Not Policy Compliant; PC = Policy Compliant)								Total Incidents
	Handcuffed subject w/o arrest		Empty hand control	OC spray	Impact weapon	Taser X26	Firearm Pointed at Subject	Diversionary device	
	NPC	PC	PC	PC	PC	PC	PC	PC	
Tactical Response Team	-	12	-	-	-	-	43	8	<b>63</b>
Non-TRT Officers	2	48	33	2	1	14	53	-	<b>153</b>
<b>Total</b>	<b>2</b>	<b>60</b>	<b>33</b>	<b>2</b>	<b>1</b>	<b>14</b>	<b>96</b>	<b>8</b>	<b>216</b>

The total number of Use of Force reports was dramatically lower in 2009 as compared to 2008, with a total of 108 reports in 2009 versus 148 reports in 2008. Therefore, 2009 numbers are lower in all categories. The types of force with the biggest percent decreases in use were OC spray (2 uses in 2009), impact weapons (1 use), diversionary devices (8 uses), and ERI Weapon/Pepperball (0 uses versus 1 use in 2008), for percentage decreases of 80%, 53%, 83% for the first three respectively.

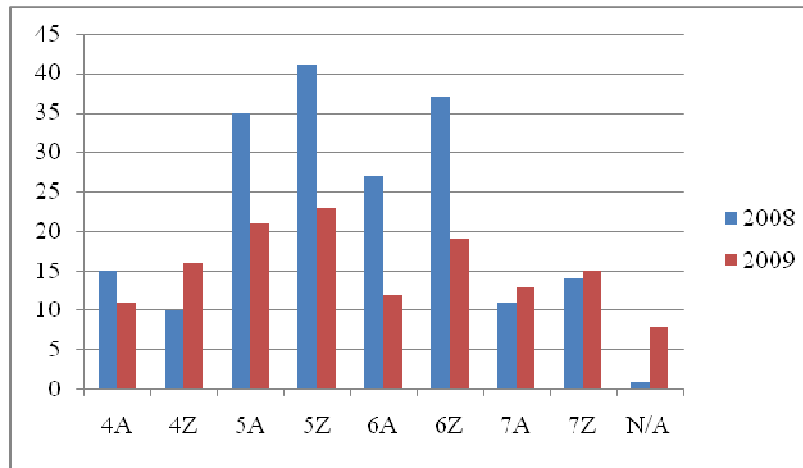


The most prevalent use of force was a firearm pointed at the subject. This was followed by handcuffing without arrest. However, if taking out the numbers from the Tactical Response Team – since they deal with inherently high-risk situations that often automatically call for weapons drawn to control potentially dangerous, surprised subjects and account for almost half of all “firearm pointed at subject” uses of force – the numbers for “handcuffing without arrest” and “firearm pointed at subject” are very similar, each accounting for 33% of the total types of force used.

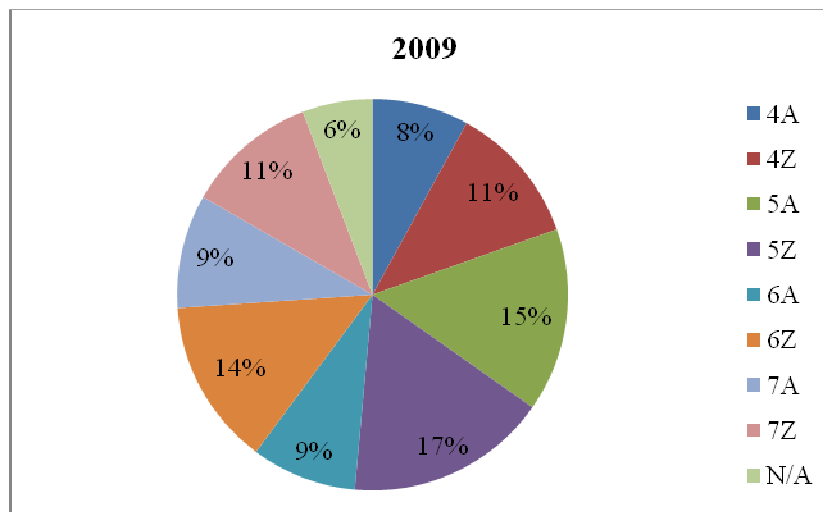
## USE OF FORCE BY BEAT

Use of Force	Beat									Total Incidents
	4A	4Z	5A	5Z	6A	6Z	7A	7Z	N/A	
Tactical Response Team	1	2	2	3	-	3	2	-	1	14
Non-TRT Officers	10	14	19	20	12	16	11	15	7	124
<b>Total</b>	<b>11</b>	<b>16</b>	<b>21</b>	<b>23</b>	<b>12</b>	<b>19</b>	<b>13</b>	<b>15</b>	<b>8</b>	<b>138</b>

Although the total number of uses of force went down in 2009 compared to 2008, some geographic beats actually had increased uses of force. These beats include 4Z (up 60%), 7A (18%), 7Z (7% increase), and “N/A” (700%). The “N/A” beat refers to uses of force that take place outside of the City of Bryan, such as when helping the College Station Police Department serve a warrant. The Tactical Response Team reported operations involving a use of force in all beats (including “N/A”) except for 6A and 7Z.



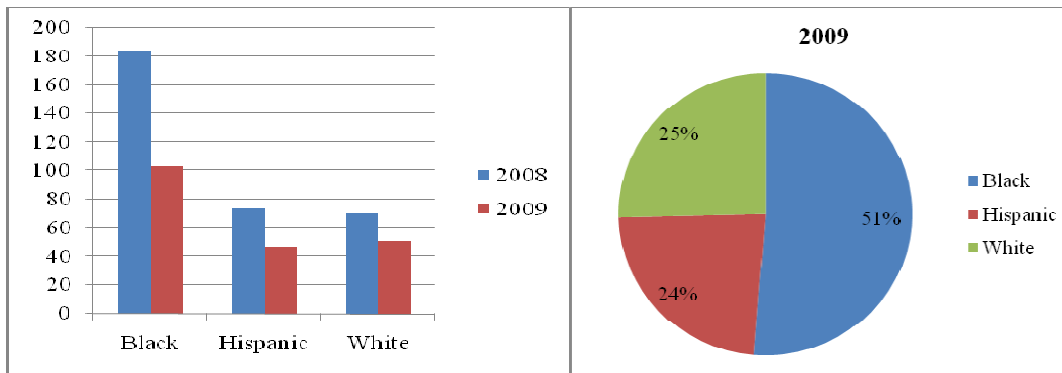
Zone 5 remained the most frequent area for uses of force, with almost 1/3 of all uses of force occurring there. However, as can be seen from the chart above, the difference was less pronounced than in years past. A change this year is that the numbers for 4, 6, and 7 Zone were relatively equal, coming in at 19%, 23%, and 20% of the total uses of force, respectively.



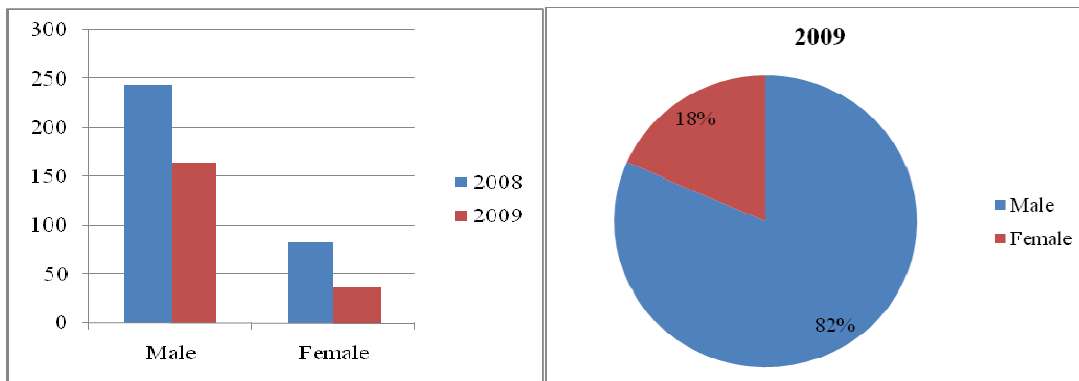
## USE OF FORCE BY RACE AND SEX

Use of Force	Race / Sex						Total Incidents
	Black		Hispanic		White		
	F	M	F	M	F	M	
Tactical Response Team	11	11	8	6	4	3	43
Non-TRT Officers	11	70	0	33	3	41	158
Total	22	81	8	39	7	44	201

In 2009, just over half of all use of force subjects were black. However, this number is down significantly from 2008. There was a 41% decrease in uses of force against black males and a 53% decrease in uses of force against black females. Hispanic females and white females also saw significant decreases of 58% and 59%. All the Hispanic women who were subject to a use of force were involved in a Tactical Response Team operation, whereas only about half of white and black women had force used against them as part of a TRT operation. These uses of force by the TRT against black and white females actually increased from 2008, by 83% for black females (from 6 to 11 incidents) and by 100% (from 2 to 4 occurrences) for white females. The only group of males to experience more uses of force in 2009 were Hispanic males not involved in TRT operations, from 29 counts to 33 counts, a 14% increase. However, there was a 77% decrease in Hispanic males subject to TRT operations, so overall Hispanic men experienced 29% fewer uses of force in 2009.



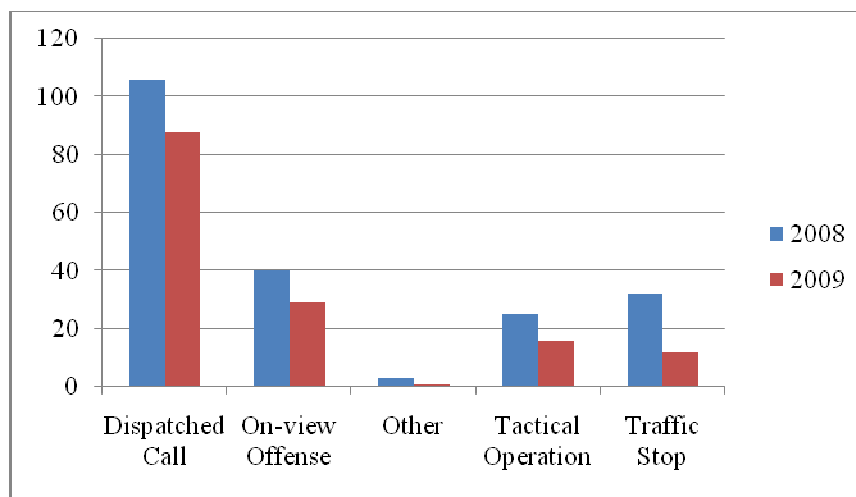
Overall, men accounted for 82% of all use of force subjects, up from 75% in 2008. When taking out TRT uses of force, this number jumps to 91%.



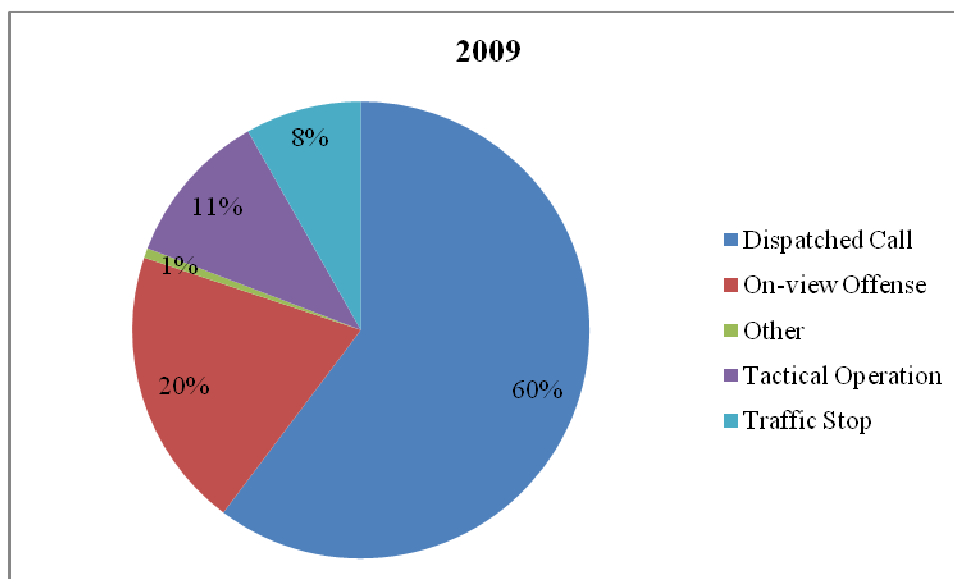
## USE OF FORCE BY REASON FOR CONTACT

Use of Force	Reason for Contact					Total Incidents
	Dispatched Call	On-view Offense	Other	Tactical Operation	Traffic Stop	
<b>Total</b>	<b>88</b>	<b>29</b>	<b>1</b>	<b>16</b>	<b>12</b>	<b>146</b>

The most common reason for entering a situation requiring a use of force was a dispatched call, with 88 such incidents reported in 2009 making up 60% of all use of force situations. The “Other” category continued to decrease due to the efforts of the PSD to ensure proper reporting procedures.

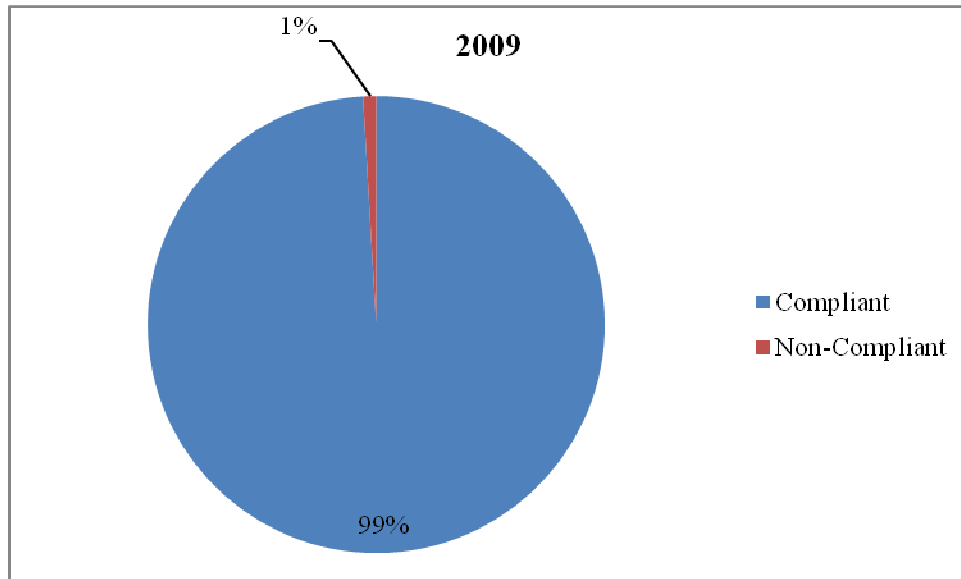


Uses of Force associated with traffic stops decreased from 16% of the total in 2008 to only 8% in 2009. Tactical Operations comprised 11% of the total in 2009 as opposed to 12% in 2008. On-view Offenses remained steady at 20% of the reasons for a use of force contact.



## USE OF FORCE COMPARED TO POLICY

Of the 216 uses of force in 2009, only 2 were found to be non-compliant. Those violations were both in the category of “Handcuffing Subject Without Arrest”. In terms of numbers, this is an improvement from 2008, which saw 3 non-compliant uses of force. However, in terms of percentages, two violations equate to .93% of all uses of force (rounded up to 1% in the chart below), which means that 99.07% of all uses of force by the Bryan Police Department were compliant, a slight drop from 99.21% policy compliance in 2008. This drop is simply due to the overall use of force decrease between 2008 and 2009.



## OVERALL USE OF FORCE ANALYSIS

The significant decrease in Uses of Force from 2008 to 2009 is very encouraging. This is a trend that has continued since 2005, which saw Use of Force numbers as high as 467 types of force used, compared to only 216 different types of force used in 2009. These numbers can be attributed to several different factors, such as increased emphasis on proper Use of Force training, including steps that can be taken to prevent any Use of Force from becoming necessary. In addition, the Bryan Police Department has been committed to the success of its Neighborhood Enforcement Team (NET) and providing increased officer presence in neighborhoods around the city, thereby leading to better relationships between officers and the subjects with whom they come into contact. This increased respect for officers ensures that there are fewer situations involving hostile, non-cooperative subjects.



## VEHICULAR PURSUITS

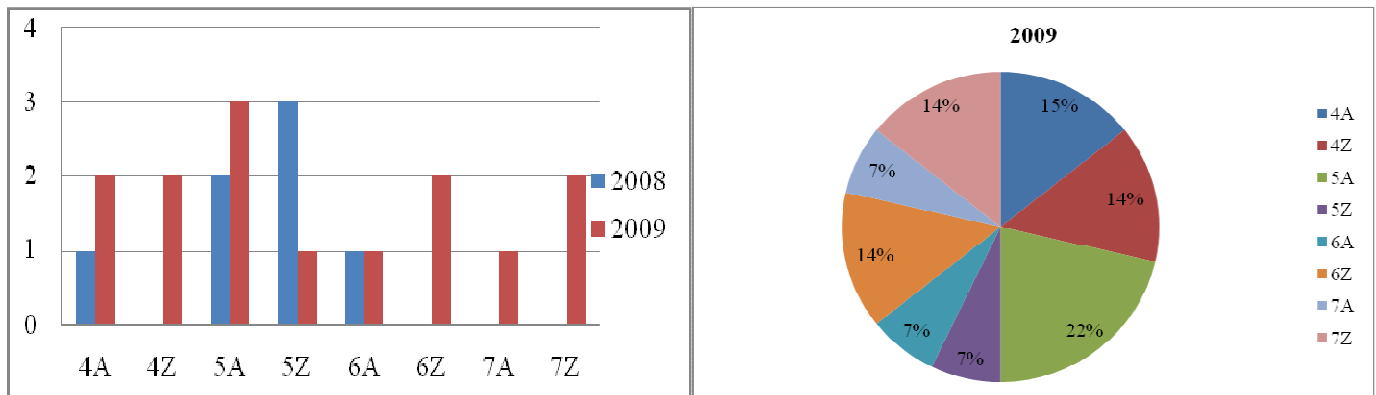
The Bryan Police Department initiated vehicular pursuits 14 times in 2009, twice the number of pursuits in 2008. Those 14 pursuits have been broken down according to the beat in which they were initiated, shift of the primary officer, the day of the week, road and traffic conditions, length of pursuit, policy compliance, and officer experience. Corresponding charts are included for each section.

Record	Case	Reason for Beginning	Reason for Ending	Injuries or Damage	Charges Against Subject	Policy Compliant
Date						
09-VP001	09-0100206	Suspect had charges of Evading, Resisting Arrest, Agg. Assault of Officer	Supervisor ordered termination	-	Evading Arrest (Warrant)	Yes
					Assault of Officer (Warrant)	
					Resisting Arrest (Warrant)	
1/5/2009						
09-VP002	09-0200273	Suspected DWI - driver running over median, swerving lanes	Vehicle stopped	-	DWI (3rd or more)	Yes
					Evading Arrest	
2/7/2009						
09-VP003	09-0200878	Attempted to hit State Trooper with vehicle just before	Lost visual on vehicle	-	Subject unknown	Yes
09-VP004	09-0201045	To catch up to vehicle fleeing from ofc. on foot	Did not meet pursuit conditions	-	Subject unknown	No
		Attempt to stop fleeing theft suspects driving recklessly				
		2/25/2009				
09-VP005	09-0500395	Evaded from Loud Music traffic stop	Suspect pulled over	-	Evading Arrest	No
					Poss. Marijuana < 2 oz.	
					No driver's license	
5/8/2009						
09-VP006	09-0600942	Suspect vehicle in shooting	Vehicle stopped	-	OCA	Yes
		Assisting Ofc. Hayes with traffic stop			Deadly Conduct	
					Warrants	
					Evading Arrest	
					Poss. CS PG 1	
6/20/2009						
09-VP007	09-0700288	Possible DWI	Suspect crashed into fence and fled on foot	40ft chain link fence	Evading Arrest	Yes
	09-0700290				Warrants	
	7/8/2009					
09-VP008	09-0701179	Suspected Intoxicated Driver	Vehicle collided with a parked vehicle	1994 Chevrolet Caprice	Evading Arrest	Yes
					Poss. CS PG 1<1g	
					DWI (3rd or more)	
					No driver's license	
					7/26/2009	

Record	Case	Reason for Beginning	Reason for Ending	Injuries or Damage	Charges Against Subject	Policy Compliant
Date						
09-VP009	09-0800400	Driving in oncoming traffic - possible DWI	Driver stopped and evaded on foot	Minor scrapes to officer	Agg. Assault of Officer	Yes
					Evading Arrest	
8/9/2009					DWI	
09-VP010	09-0900963	Possible DWI, evading arrest	Subject in custody	-	Evading Arrest	Yes
					DWI	
9/20/2009					Poss. Marijuana < 2 oz.	
09-VP011	09-0901281	Possible DWI	Vehicle stopped, driver arrested	-	Evading Arrest	Yes
					DWI (2nd)	
					Failure to leave info	
					Driving without a license	
9/26/2009					FMFR	
09-VP012	09-1100052	Fail to use turn signal, expired registration	Supervisor ordered termination	-	Subject unknown	No
11/2/2009						
09-VP013	09-1100468	Forgery Suspect	Suspect became too reckless and unsafe	-	Evading Arrest	No
					Forgery	
11/10/2009					Hit and Run	
09-VP014	09-1201194	Possible DWI	Vehicle stopped	-	Evading Arrest	Yes
					Evading Arrest	
12/25/2009					Open Container	

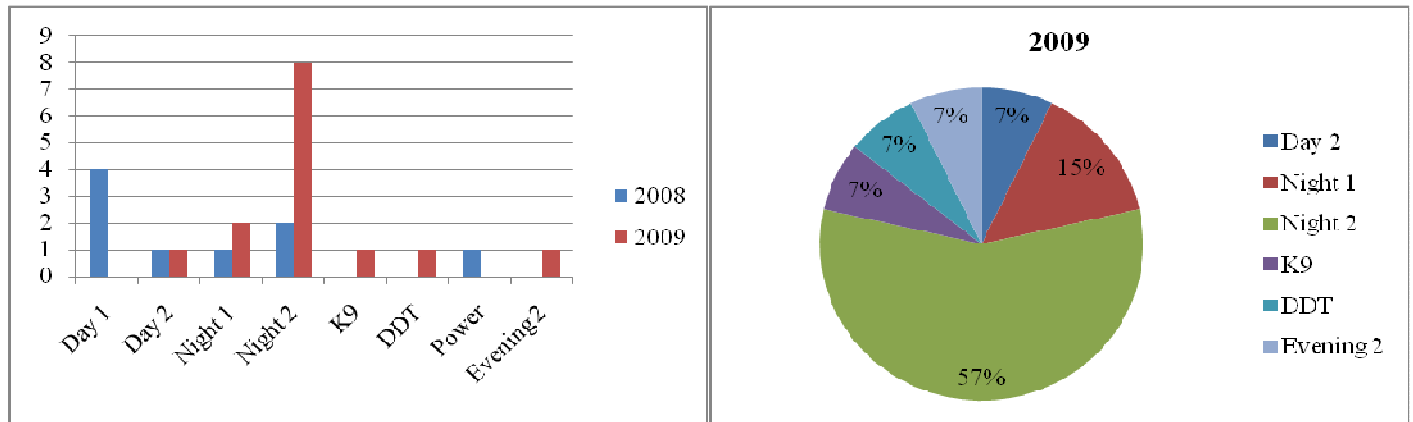
### PURSUIITS BY BEAT

3 pursuits were initiated in beat 5A, comprising 22% of the total pursuits. However, when looking at pursuits by zones, the vehicular pursuits are actually well-balanced between all zones, with zones 4 and 5 each having 29% of the pursuits and zones 6 and 7 each having 21% of the total pursuits (percentages are rounded – zones 6 and 7 each had 3 pursuits, putting them at an equal percentage with beat 5A). It is interesting to note that in 2008, only four beats had pursuits occur, whereas in 2009 all beats had at least one pursuit. This can be attributed to the higher number of pursuits in general in 2009.



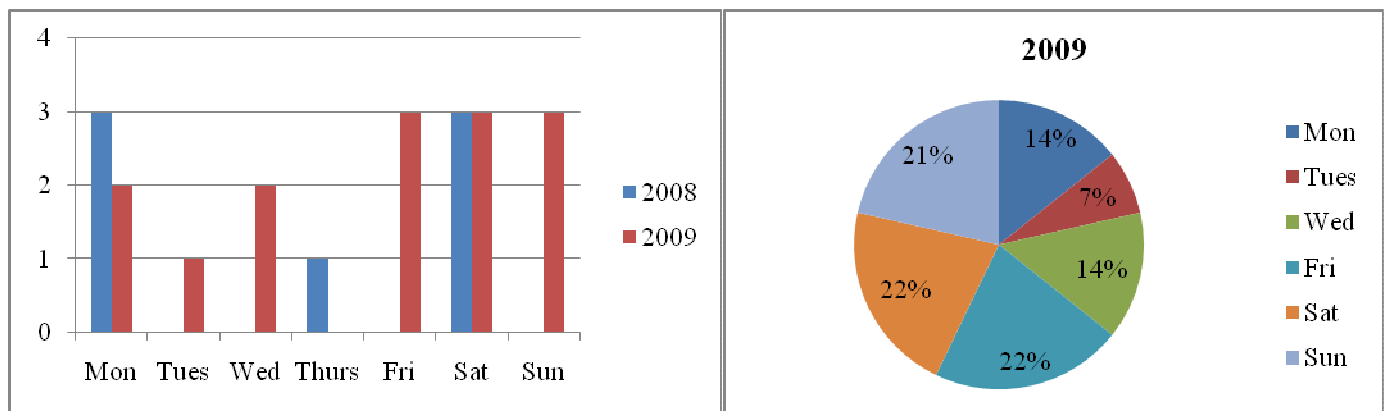
## PURSUIITS BY OFFICER ASSIGNMENT

The numbers for officer shift assignments were based off of the primary pursuit officer only. According to these numbers, Night Team 2 had over half of the pursuits in 2009. All together, Night Patrol initiated more than 2/3 of all pursuits, and when added together with assignments such as the K9 shift, night pursuits total more than 75% of the 2009 pursuits. Only one pursuit was initiated by a Day Patrol Officer. In December, Evening Patrol replaced the Power Shift, and one officer from Evening Team 2 engaged in a pursuit.



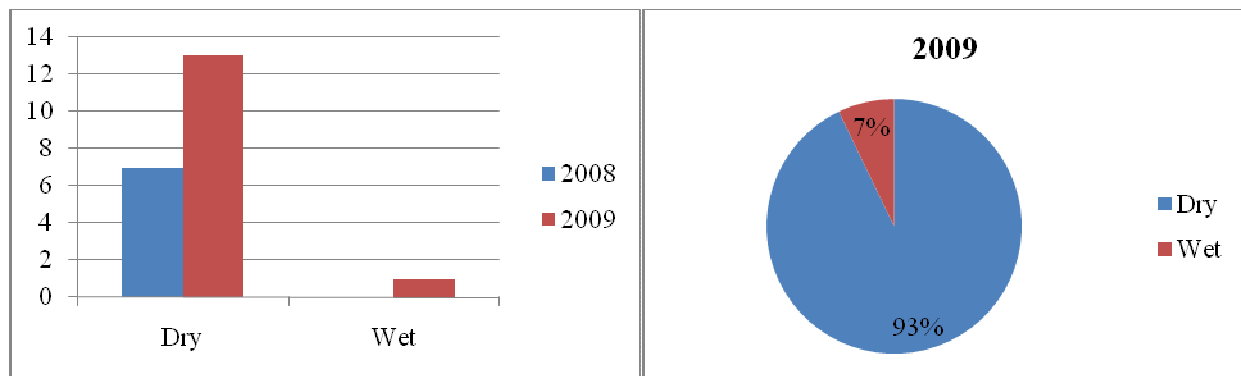
## PURSUIITS BY DAY OF THE WEEK

In 2009, there were pursuits initiated on all days of the week except for Thursday. The majority - 65% - of those pursuits occurred on the weekend (Friday, Saturday, or Sunday). This percentage of weekend pursuits is comparable to last year's number of 70% of pursuits occurring over the weekend.



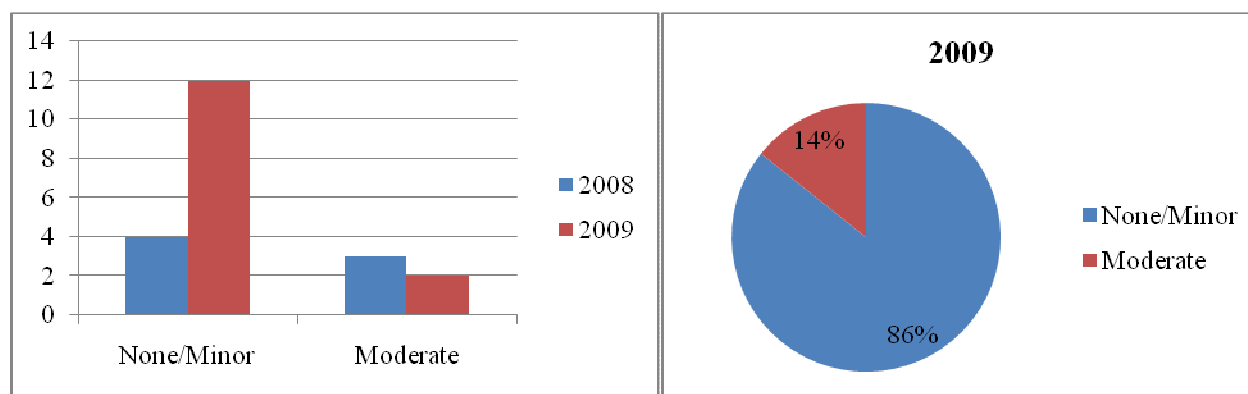
## PURSUIITS BY ROAD CONDITIONS

Almost all 14 pursuits in 2009 reported dry road conditions at the time of the pursuit, with just one pursuit recording both a wet and dry road surface, reflected here as one “wet” road condition. All pursuits in 2008 reported dry road conditions.



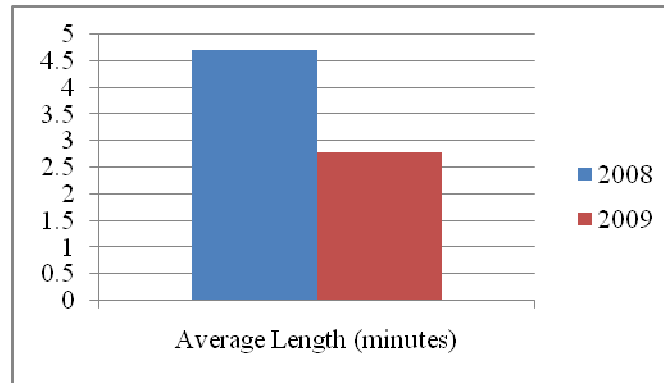
## PURSUIITS BY TRAFFIC CONDITIONS

86% of pursuits in 2009 took place in traffic described as either “none” or “minor”. The other 2 pursuits occurred in moderate traffic conditions. In 2008, the pursuits were almost evenly split between the two types of traffic. The 2009 numbers may show increased officer awareness for the safety of innocent bystanders when considering the prudence of engaging in pursuit, or may simply be a factor of the pursuits occurring at low-traffic hours, such as late at night or early in the morning.



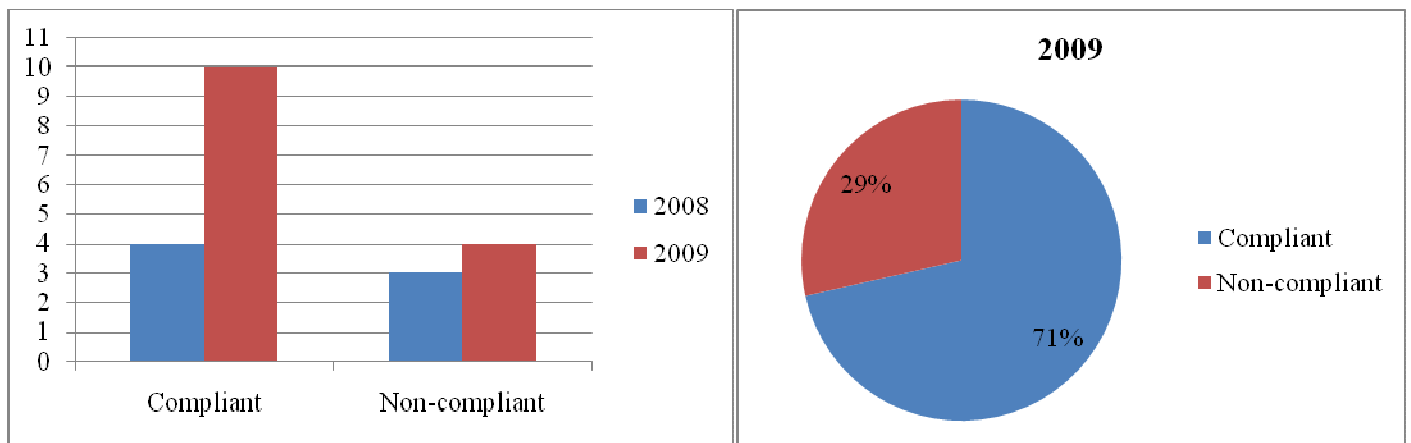
## PURSUITS BY LENGTH

In 2009, vehicular pursuits ranged in length from 1 minute to 7 minutes. The average pursuit lasted 2.79 minutes, a decrease from 4.71 minutes in 2008. However, 2008 saw one every long pursuit (13 minutes) that skewed the average length – when disregarding this number, the 2008 average pursuit lasted 3.33 minutes. These two numbers are fairly comparable, with a difference of approximately 33 seconds between the averages for both years.



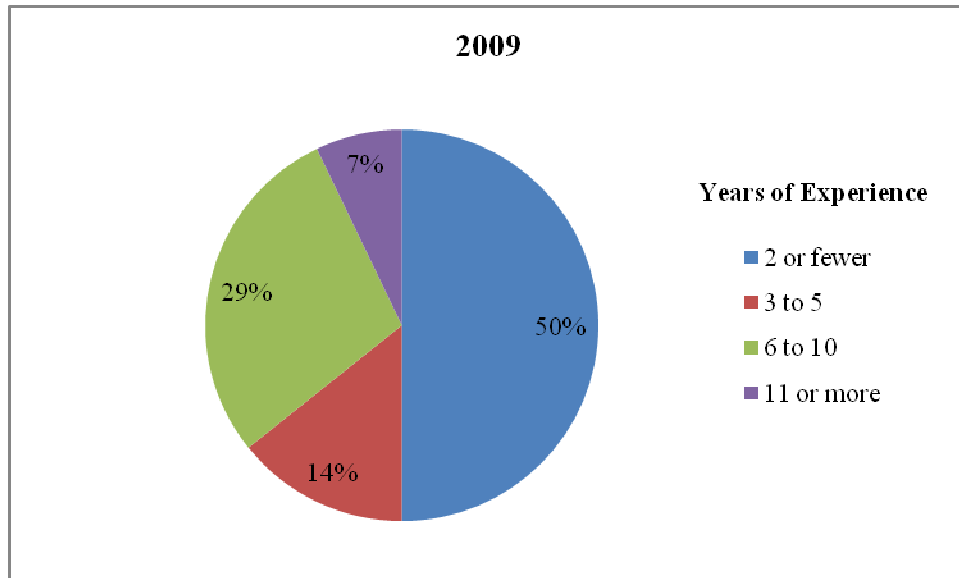
## PURSUITS BY POLICY COMPLIANCE

The numbers reflected in the charts below show the compliance of the pursuit itself; that is, whether or not the initiation of the pursuit was justified according to policy. In 2009, 71% of pursuits initiated were found to be policy compliant, as compared to only 57% of policy compliant pursuits in 2008. Also in 2009, there were several additional pursuits that contained policy violations in the execution of the pursuit, such as proper use of radio traffic, etc. that are not noted below. These numbers can be attributed to the Bryan Police Department's high population of young officers, several of whom were experiencing their first pursuit.



## PURSUIT BY OFFICER EXPERIENCE

As mentioned above, the policy compliance issues discovered in several pursuits were most often due to the inexperience of the officers engaged in the pursuits. Exactly half of the pursuits in 2009 were initiated by an officer with 2 or fewer years of experience as a police officer. An additional 14% of officers had no more than 5 years of experience. Only one officer involved had served more than 10 years as an officer.



## OVERALL PURSUIT ANALYSIS

The higher number of vehicular pursuits in 2009 as compared to 2008 was beneficial to the community and to the department. Most of the pursuits initiated were in response to suspected (and eventually confirmed) DWIs. Drivers who are intoxicated are not only a danger to themselves but to innocent bystanders and fellow drivers, and the Bryan Police Department is firmly committed to getting these people off of the road. Even those pursuits begun for non-policy-compliant reasons (chasing forgery/theft suspects, attempting a loud music traffic stop, and noticing expired registration) did not result in any injury or property damage. The supervisors of those officers involved were quick to cancel the pursuit and act immediately to counsel and train the officers on the proper procedures. As the Bryan Police Department grows along with the City of Bryan, so too do the methods and procedures used to keep the city safe.